IT认证电子书

质　量　更　高　　服　务　更　好

半年免费升级服务

http://www.itrenzheng.com

Exam : 300-510

Title : Implementing Cisco Service Provider Advanced Routing Solutions (SPRI)

Version : DEMO

1.CORRECT TEXT

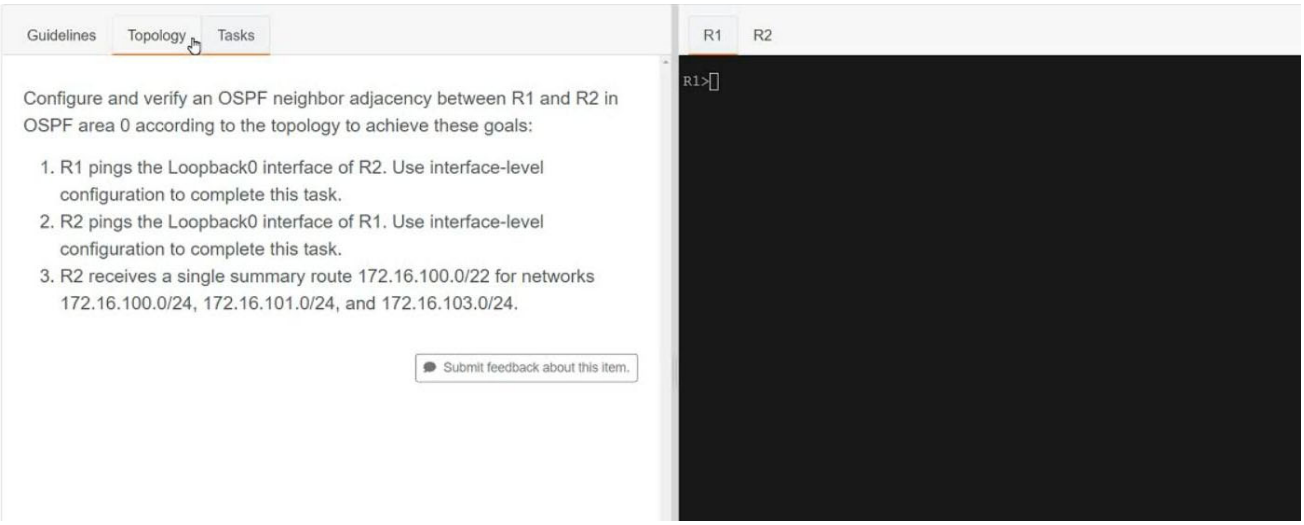

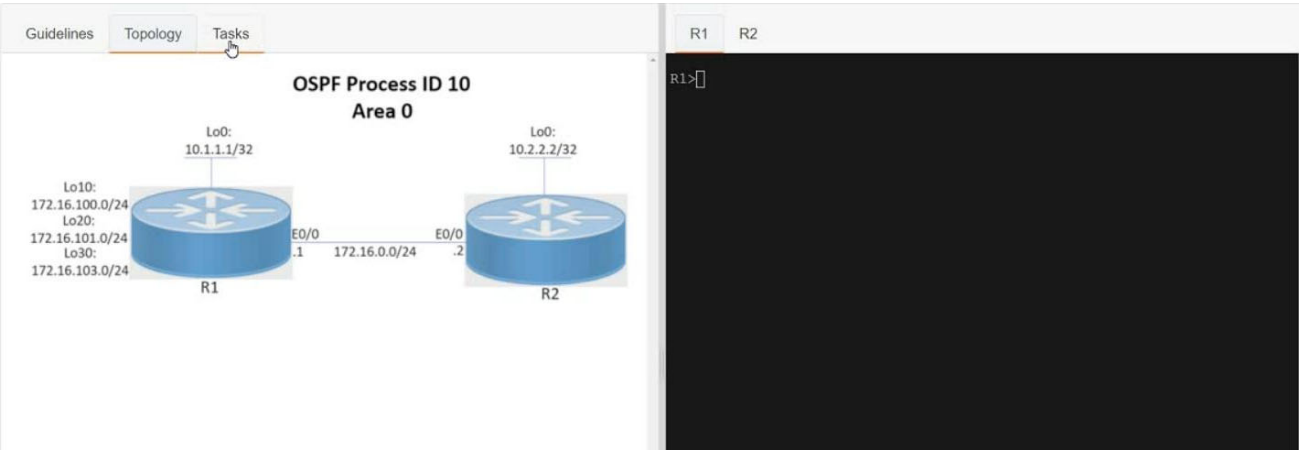

R1 R2

```
R1>en
R1#sh run
Building configuration...

Current configuration : 1302 bytes
!
version 15.8
service timestamps debug datetime msec
service timestamps log datetime msec
no service password-encryption
!
hostname R1
!
boot-start-marker
boot-end-marker
!
!
!
no aaa new-model
!
!
!
clock timezone PST -8 0
mmi polling-interval 60
no mmi auto-configure
no mmi pvc
 --More--
```

```
!
interface Loopback0
 ip address 10.1.1.1 255.255.255.255
!
interface Loopback10
 ip address 172.16.100.1 255.255.255.0
 ip ospf 10 area 1
!
interface Loopback20
 ip address 172.16.101.1 255.255.255.0
 ip ospf 10 area 1
!
interface Loopback30
 ip address 172.16.103.1 255.255.255.0
 ip ospf 10 area 1
!
```

R1 R2

```
interface Loopback10
 ip address 172.16.100.1 255.255.255.0
 ip ospf 10 area 1
!
interface Loopback20
 ip address 172.16.101.1 255.255.255.0
 ip ospf 10 area 1
!
interface Loopback30
 ip address 172.16.103.1 255.255.255.0
 ip ospf 10 area 1
!
interface Ethernet0/0
 ip address 172.16.0.1 255.255.255.0
 ip ospf 10 area 0
 duplex auto
!
interface Ethernet0/1
 no ip address
 shutdown
 duplex auto
!
interface Ethernet0/2
 no ip address
 shutdown
 duplex auto
!
interface Ethernet0/3
 no ip address
 shutdown
 duplex auto
!
router ospf 10
 router-id 10.1.1.1
!
```

R2

R1 R2

```
R2>
R2>
R2>
R2>
R2>en
R2#sh run
Building configuration...

Current configuration : 1059 bytes
!
version 15.8
service timestamps debug datetime msec
service timestamps log datetime msec
no service password-encryption
!
hostname R2
!
boot-start-marker
boot-end-marker
!
!
!
no aaa new-model
!
!
!
clock timezone PST -8 0
mmi polling-interval 60
no mmi auto-configure
no mmi pvc
 --More--
```

```
!
!
!
!
!
interface Loopback0
 ip address 10.2.2.2 255.255.255.255
!
interface Ethernet0/0
 ip address 172.16.0.2 255.255.255.0
 ip ospf 10 area 0
 duplex auto
!
interface Ethernet0/1
 no ip address
 shutdown
 duplex auto
!
interface Ethernet0/2
 no ip address
```

R1 R2

```
interface Ethernet0/0
 ip address 172.16.0.2 255.255.255.0
 ip ospf 10 area 0
 duplex auto
!
interface Ethernet0/1
 no ip address
 shutdown
 duplex auto
!
interface Ethernet0/2
 no ip address
 shutdown
 duplex auto
!
interface Ethernet0/3
 no ip address
 shutdown
 duplex auto
!
router ospf 10
 router-id 10.2.2.2
!
ip forward-protocol nd
!
!
no ip http server
no ip http secure-server
!
ipv6 ioam timestamp
!
!
!
control-plane
!
```

Answer:

Solution: -

R1

Int loopback0

Ip ospf 10 area 0

Int loopback10

Ip ospf network point-to-point

Int loopback20

Ip ospf network point-to-point

Int loopback30
Ip ospf network point-to-point
Router ospf 10
Area 1 range 172.16.100.0 255.255.252.0
Copy run start
Verification: -

```
R2#sh ip route ospf
Codes: L - local, C - connected, S - static, R - RIP, M - mobile, B - BG
P
       D - EIGRP, EX - EIGRP external, O - OSPF, IA - OSPF inter area
       N1 - OSPF NSSA external type 1, N2 - OSPF NSSA external type 2
       E1 - OSPF external type 1, E2 - OSPF external type 2
       i - IS-IS, su - IS-IS summary, L1 - IS-IS level-1, L2 - IS-IS lev
el-2
       ia - IS-IS inter area, * - candidate default, U - per-user static
 route
       o - ODR, P - periodic downloaded static route, H - NHRP, l - LISP
       a - application route
       + - replicated route, % - next hop override, p - overrides from P
fR

Gateway of last resort is not set

      10.0.0.0/32 is subnetted, 2 subnets
O        10.1.1.1 [110/11] via 172.16.0.1, 00:02:25, Ethernet0/0
      172.16.0.0/16 is variably subnetted, 3 subnets, 3 masks
O IA     172.16.100.0/22 [110/11] via 172.16.0.1, 00:00:50, Ethernet0/0
R2#
```

Text
Description automatically generated

2.Which statement about enabling segment routing for IGPs is true?
A. Segment routing must first be enabled under then routing process and then globally
B. Segment routing must first be enabled globally and then under the routing process
C. Segment routing can be enabled only under the routing process
D. Segment routing can be enabled only globally
Answer: B
Explanation:
Reference: https://www.cisco.com/c/en/us/td/docs/ios-xml/ios/seg_routing/configuration/xe-16-6/segrt-xe-16-6-book/sr-ospfv2-node-sid.html

3.Refer to the exhibit.

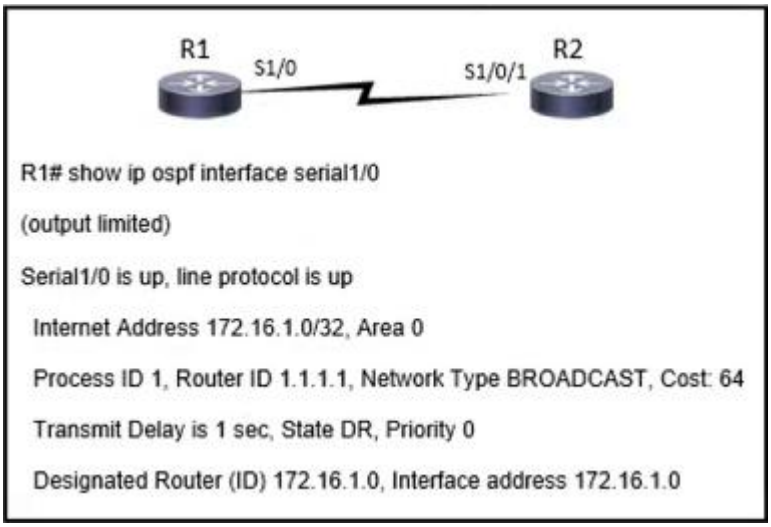

While configuring router 2 with all the default values, a network engineer cannot see any route received in router 1.

How should the engineer solve the issue?

A. Set up a priority different than 0 in the interface.

B. Modify the router ID to be the interface IP on the serial.

C. Modify the IP address or mask of the interface to a valid one.

D. Set the network type in S1/0 to point-to-point.

Answer: C

4.DRAG DROP

Compare different features between OSPFv2 and OSPFv3.

Drag and drop the descriptions of OSPF from the left onto the correct OSPF versions on the right.

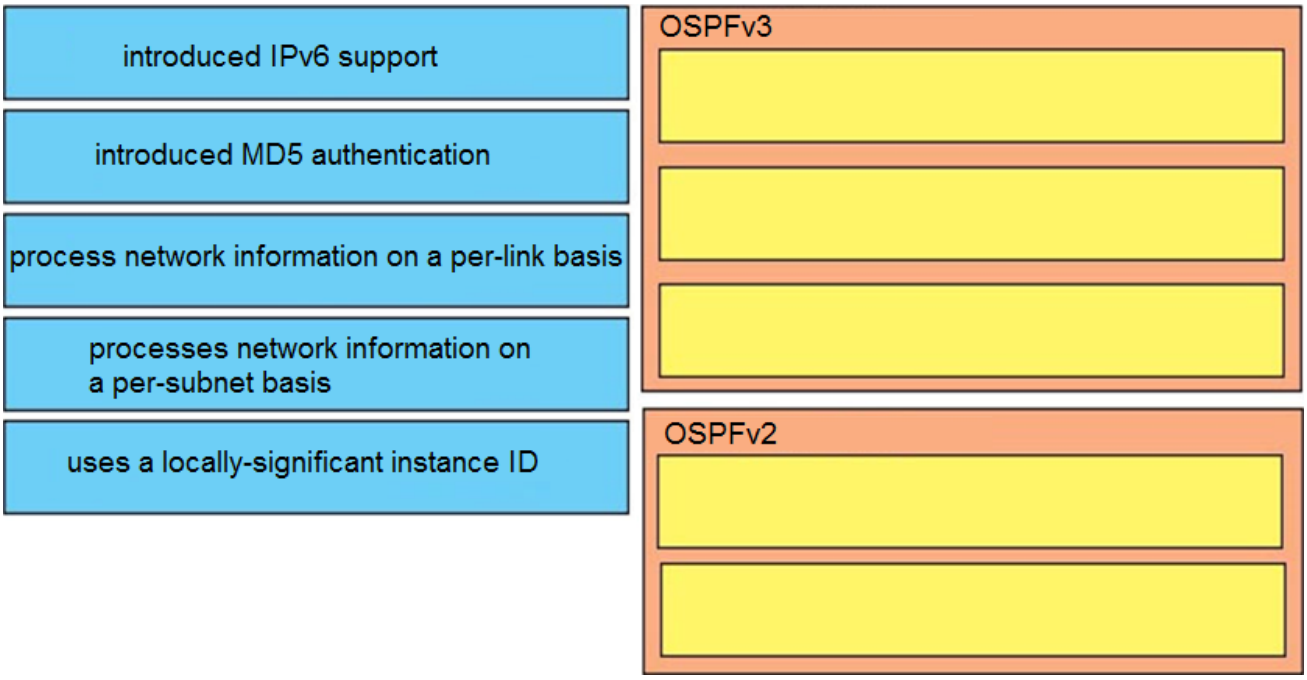

Answer:

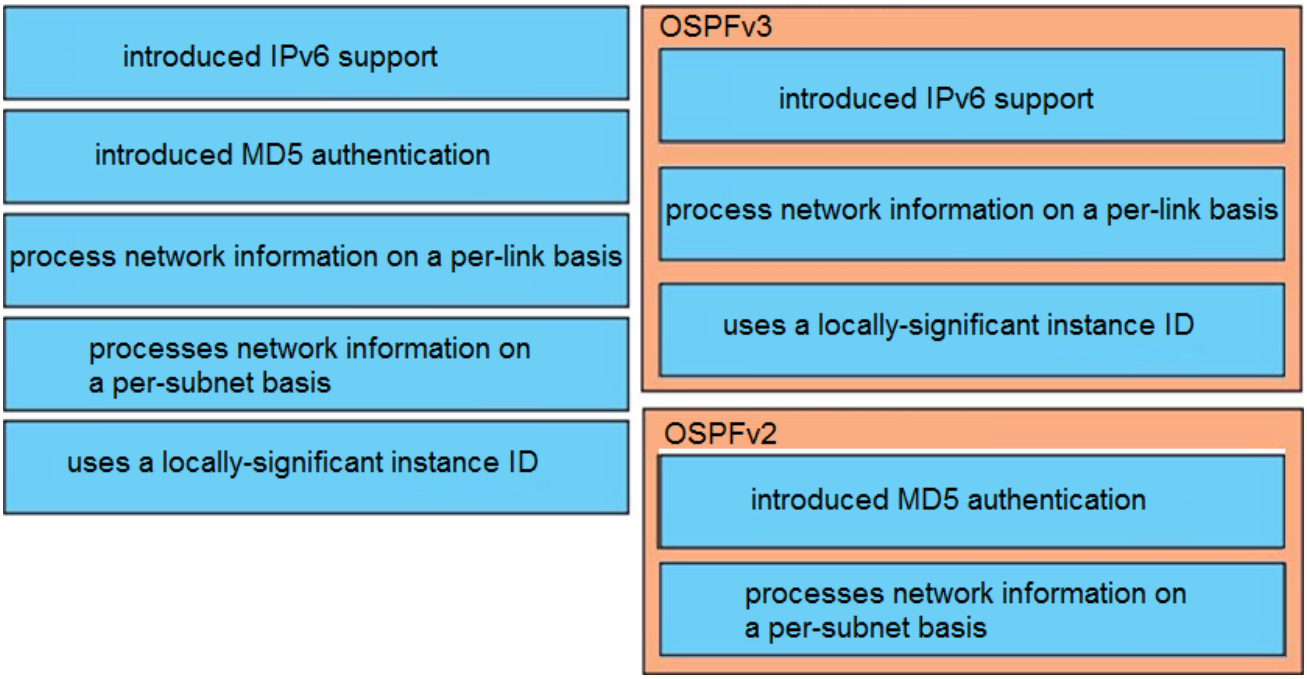

5.Refer to the exhibit.

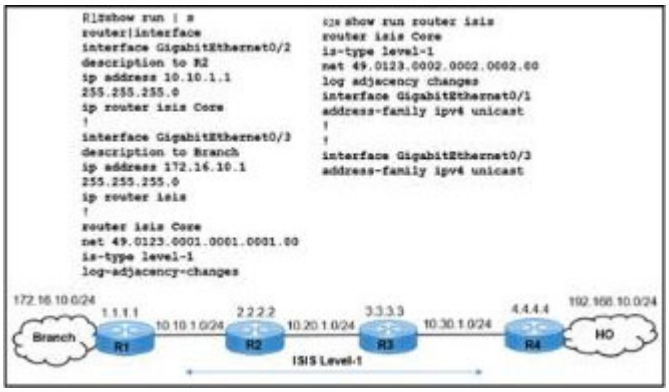

Users at the branch office on R1 reported issue with an application at the home office on R4.
While troubleshooting the issue, a network engineer determined that

- The branch-office users can connect to the home office.
- The IS-IS adjacencies between R1 and R2 and R1 and the branch office are up.
- Traffic from R1 to the R2 10.20.1.0/24 network is moving normally.
- The application at the home office is experiencing packet drops on the connection to the Branch, and R3 cannot reach the R1 172.16.10.0/24 network.

Which action resolves the issues?

A. Redistribute static connected routes in IS-IS on router RI.
B. Configure the IS-IS core instance on the RI GigabitEthernet0/3 interface.
C. Redistribute static connected routes in IS-IS on router R4.
D. Configure the IS-IS core instance on the R2 GigabitEthernet0/1 interface.

Answer: B