IT认证电子书

质　量　更　高　　服　务　更　好

半年免费升级服务

http://www.itrenzheng.com

Exam : **9A0-303**

Title : Adobe Photoshop CS6 ACE Exam

Version : DEMO

1.HOTSPOT

Choose the correct file format in the Format menu that supports documents up to 300,000 pixels in any dimension and all Photoshop features.

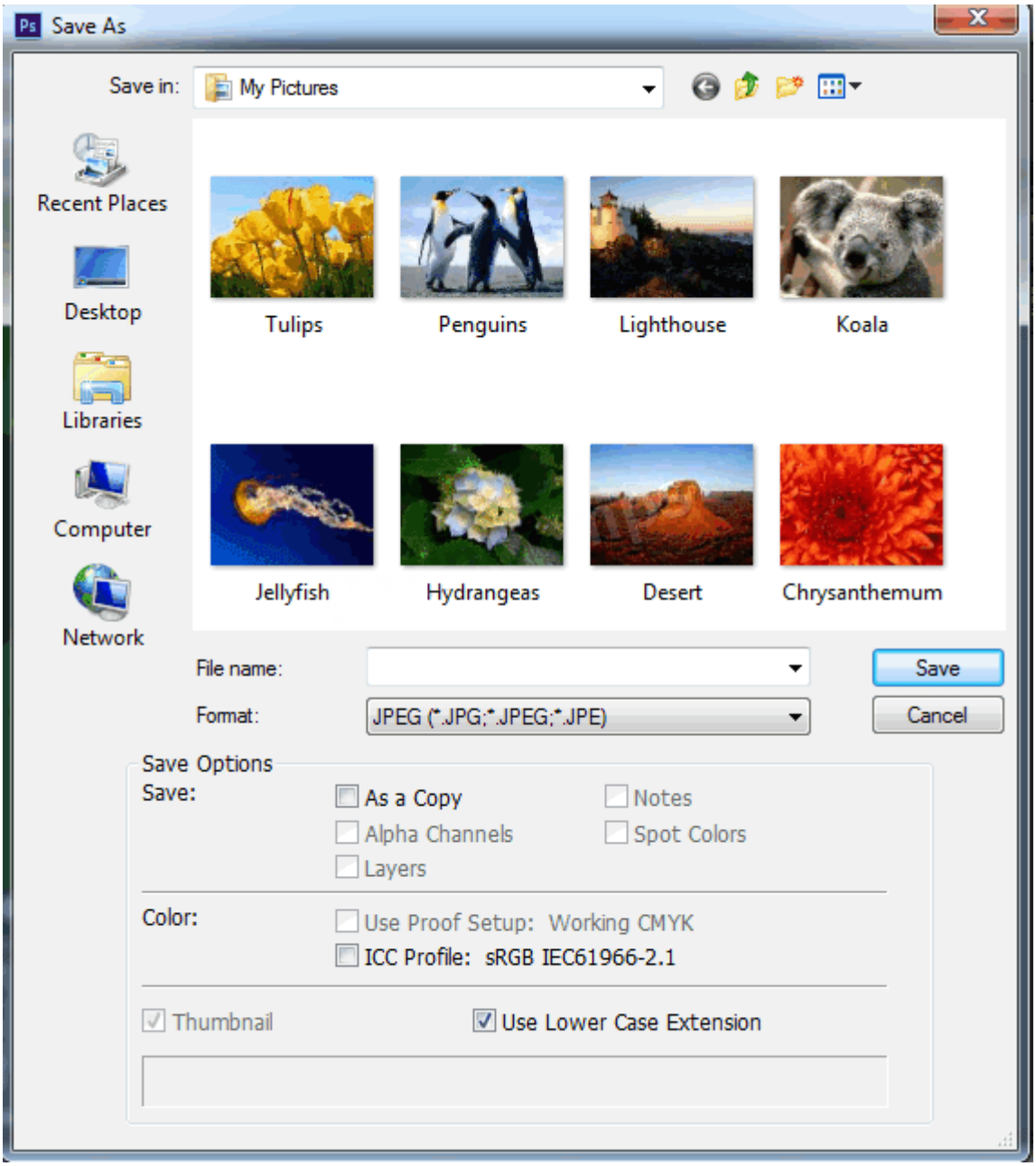

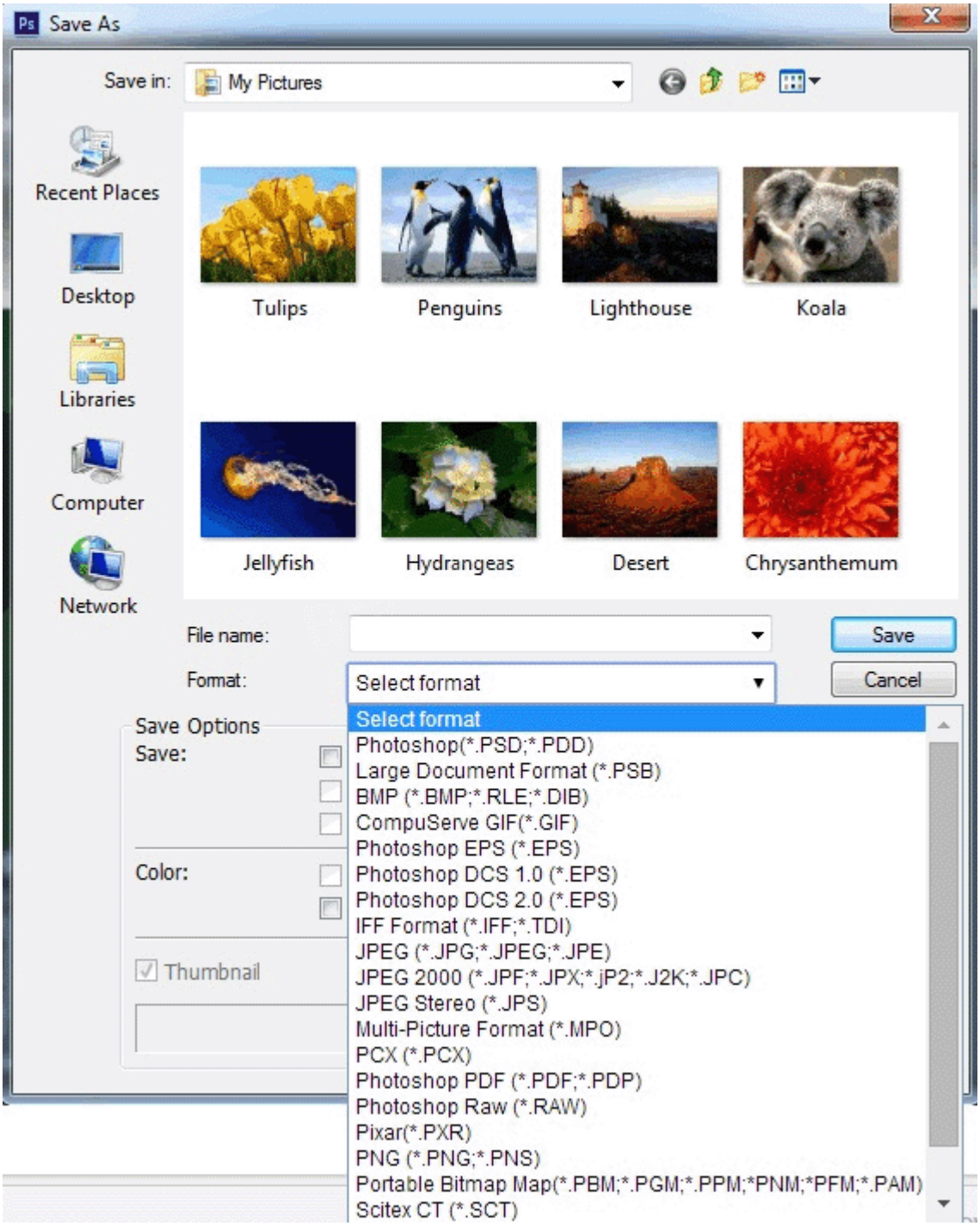
Save As
Save in:
My Pictures
Recent Places
Desktop
Libraries
Computer
Network
Tulips
Penguins
Lighthouse
Koala
Jellyfish
Hydrangeas
Desert
Chrysanthemum
File name:
Save
Format:
Select format
Cancel
Save Options
Save:
Color:
Thumbnail
Select format
Photoshop(*.PSD;*.PDD)
Large Document Format (*.PSB)
BMP (*.BMP;*.RLE;*.DIB)
CompuServe GIF(*.GIF)
Photoshop EPS (*.EPS)
Photoshop DCS 1.0 (*.EPS)
Photoshop DCS 2.0 (*.EPS)
IFF Format (*.IFF;*.TDI)
JPEG (*.JPG;*.JPEG;*.JPE)
JPEG 2000 (*.JPF;*.JPX;*.jP2;*.J2K;*.JPC)
JPEG Stereo (*.JPS)
Multi-Picture Format (*.MPO)
PCX (*.PCX)
Photoshop PDF (*.PDF;*.PDP)
Photoshop Raw (*.RAW)
Pixar(*.PXR)
PNG (*.PNG;*.PNS)
Portable Bitmap Map(*.PBM;*.PGM;*.PPM;*PNM;*PFM;*.PAM)
Scitex CT (*.SCT)

Answer:

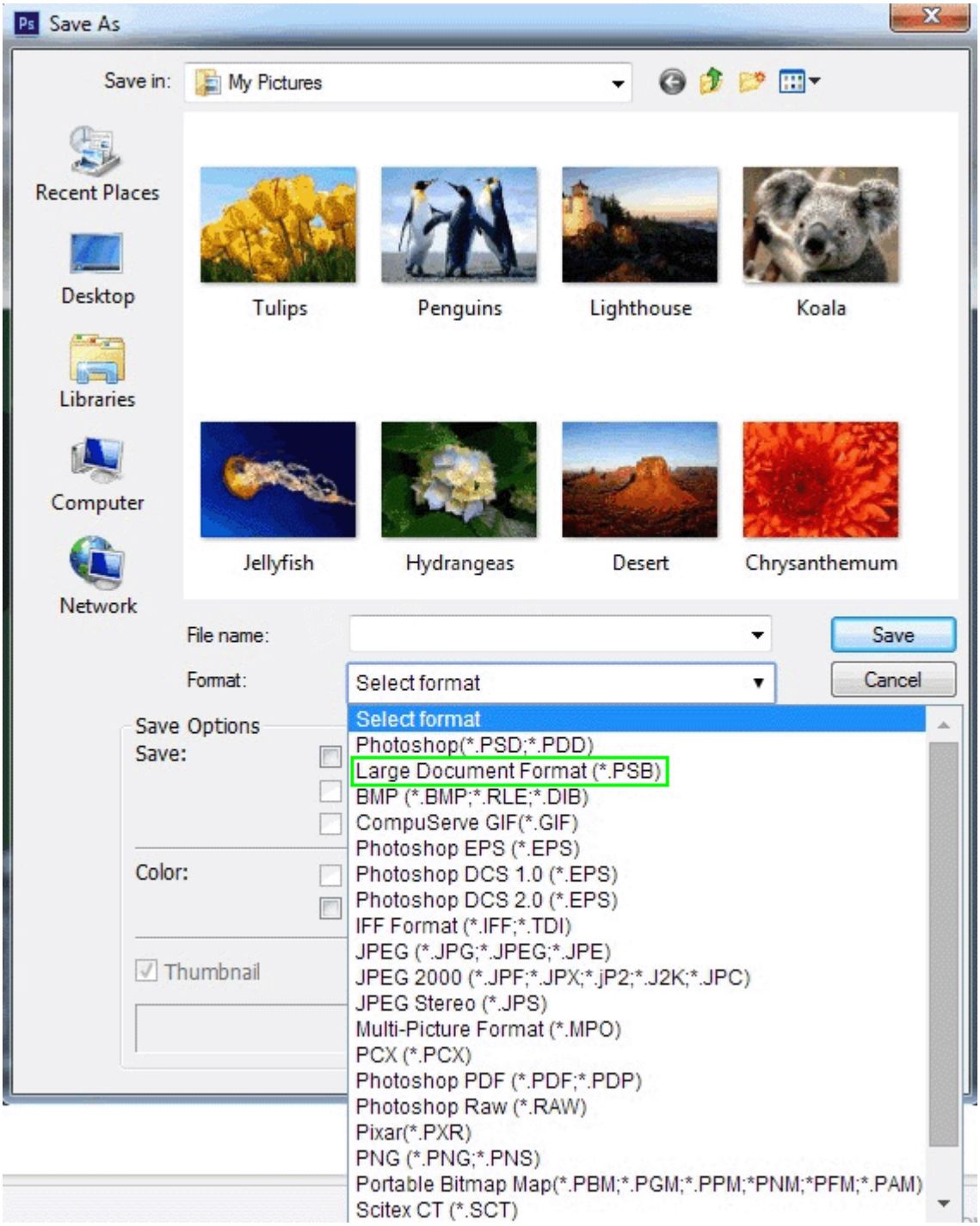

Explanation:

The Large Document Format (PSB) supports documents up to 300,000 pixels in any dimension. It supports all Photoshop features, such as layers, effects, and filters.

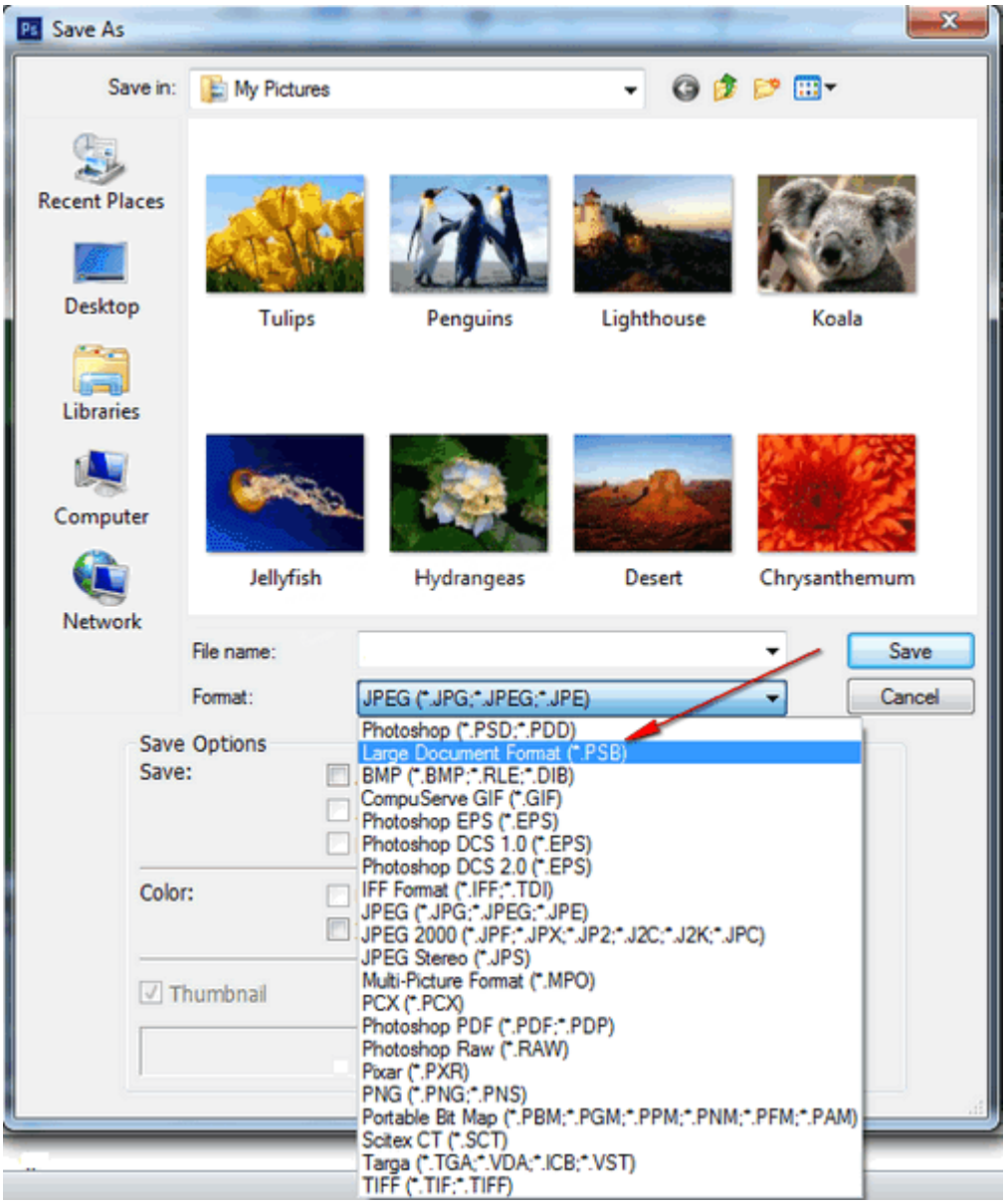

2.Which of the following file formats is a standard Windows image format on DOS and Windows-compatible computers?

A. BMP

B. Photoshop EPS

C. Photoshop Raw

D. Digital Negative (DNG)

Answer: A

Explanation:

Reference: http://help.adobe.com/en_US/photoshop/cs/using/WSfd1234e1c4b69f30ea53e41001031ab64-7758a.html

3.HOTSPOT

You work as a graphic designer for WEBDESIGN Inc. You are creating a vector shape in Photoshop CS6. You want to load a set of shapes from a previously saved file.

Mark the correct option in the list of the shape tool.

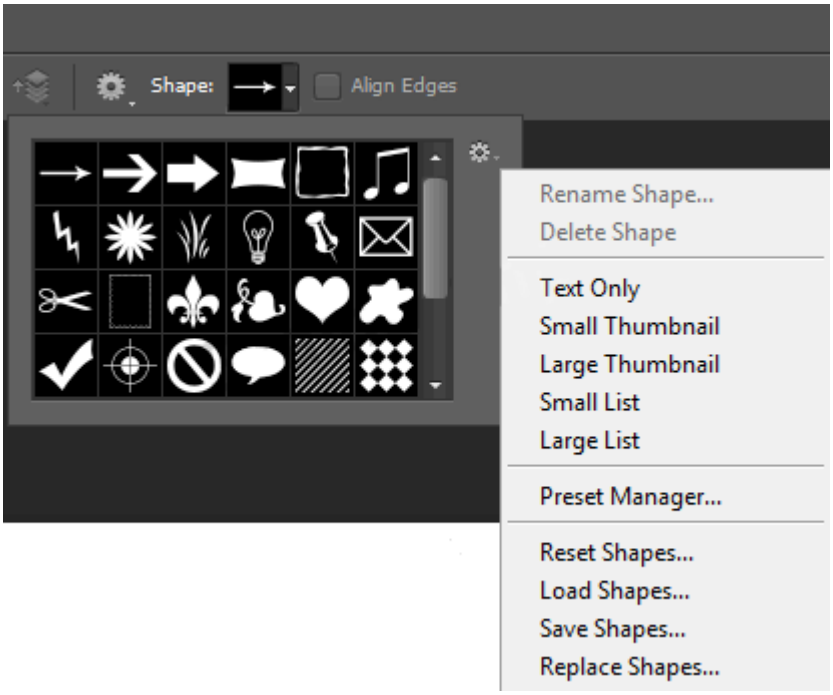

Answer:

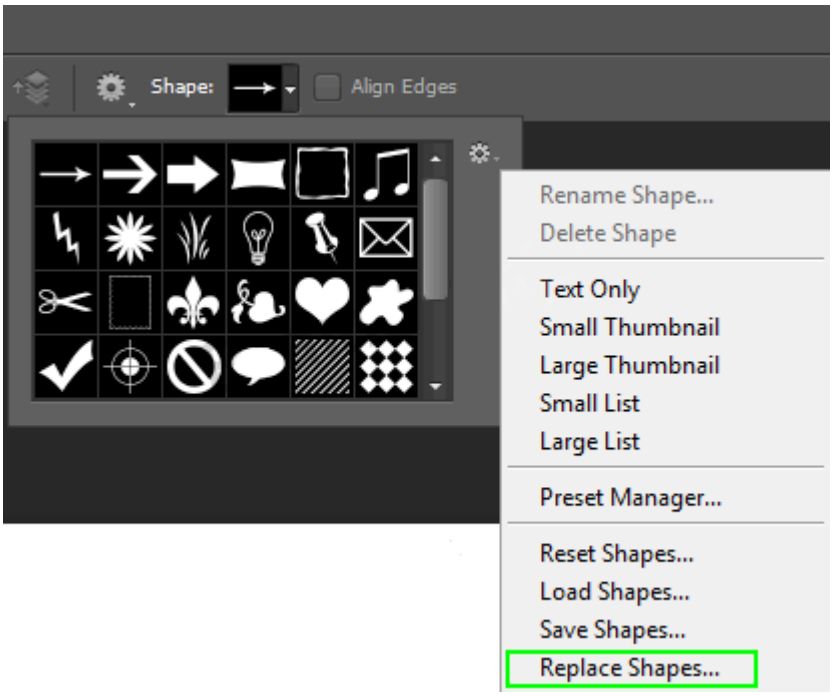

Explanation:

You should use the Replace Shapes option; it allows you to load a set of shapes from a previously saved file. The current list of shapes is replaced by the new list.

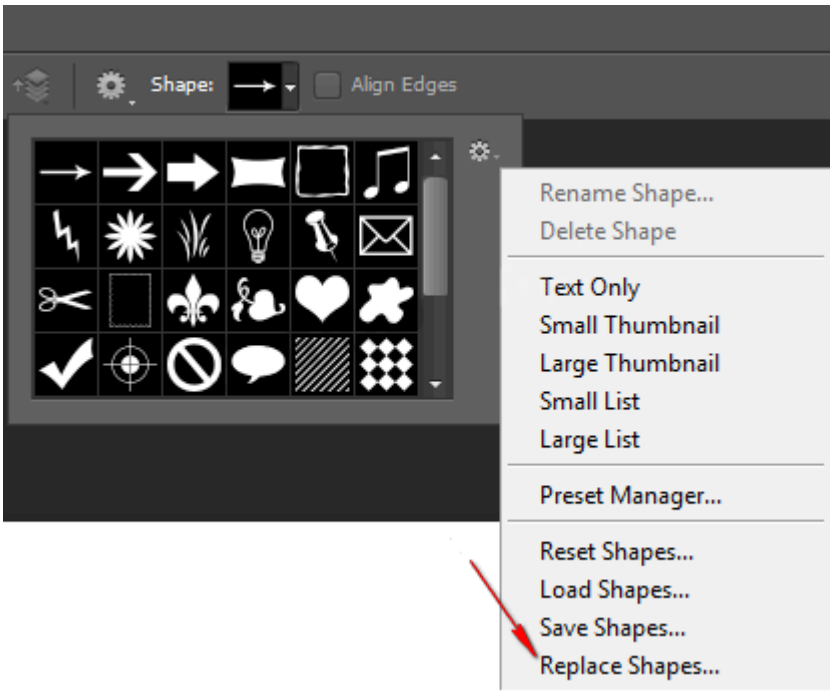

4.Which of the following options in the Render Video dialog box is used to render the animation or video as a video file?
A. Adobe Media Encoder
B. Size option
C. Select Folder
D. Frame rate
Answer: A
Explanation:
Reference: Photoshop CS6: The Missing Manual, Contents: "Photoshop and Video"

5.Which of the following methods are correct to open the Layer Style dialog box to add a layer style? Each correct answer represents a complete solution. Choose two.
A. Press Alt and click the Create a new layer icon in the Layer panel.
B. In the Layers panel, select a style from the Blending mode list.
C. In the Layers panel, click the Add a layer style icon and select the layer style you want to apply.
D. Choose Layer > Layer Style, and from the submenu that appears, choose the layer style you want to apply.
Answer: C,D
Explanation:
To open the Layer Style dialog box, you can do any of the following:
Answer options A and B are incorrect. These methods are invalid.

6.Which of the following options from the Batch dialog box prevents the display of the Camera Raw dialog box as each camera raw image is processed?
A. Override Action "Save As" Commands
B. Override Action "Open" Commands

C. Suppress File Open Options Dialogs
D. Include All Subfolders
Answer: C
Explanation:
Reference: http://helpx.adobe.com/pdf/bridge_reference.pdf

7.HOTSPOT
You are working as a graphic designer for WEBDESIGN Inc. You are interpreting video footage in Photoshop CS6. You want to specify the matte color with which the channels are already multiplied. Choose the correct option in the Alpha Channel option to accomplish this task.

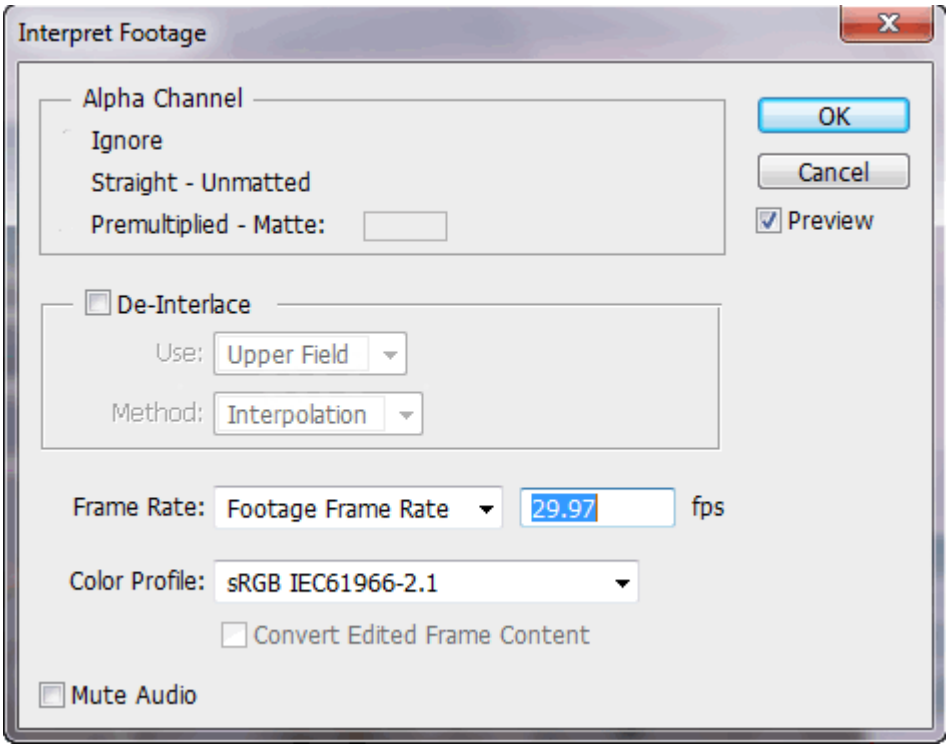

Answer:

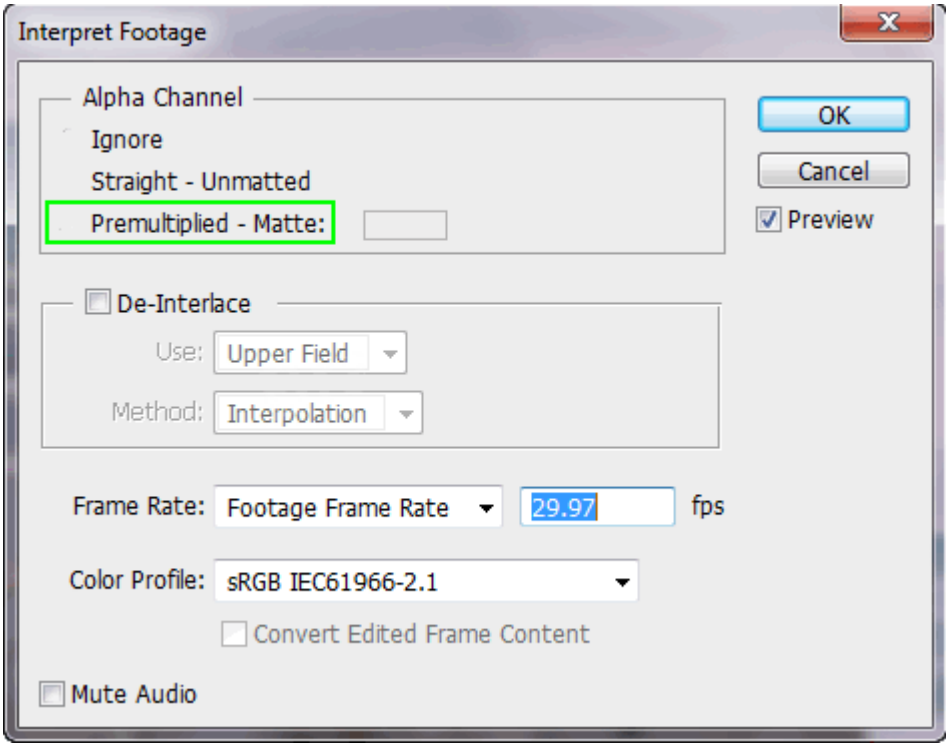

Explanation:

In the Interpret Footage dialog box, select the Alpha Channel option to specify how the alpha channel in the video layer is interpreted. For this option to be available, the footage must have an alpha channel. If Premultiplied-Matte is selected, you can specify the matte color with which the channels are premultiplied.

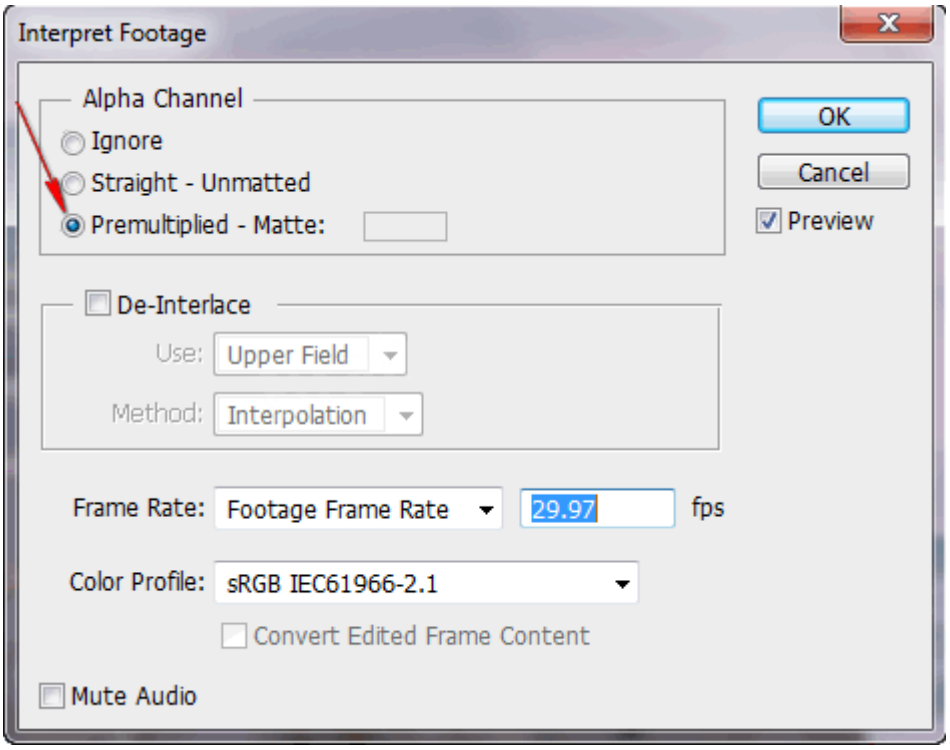

8.HOTSPOT

Identify the different components of the Photoshop workspace.

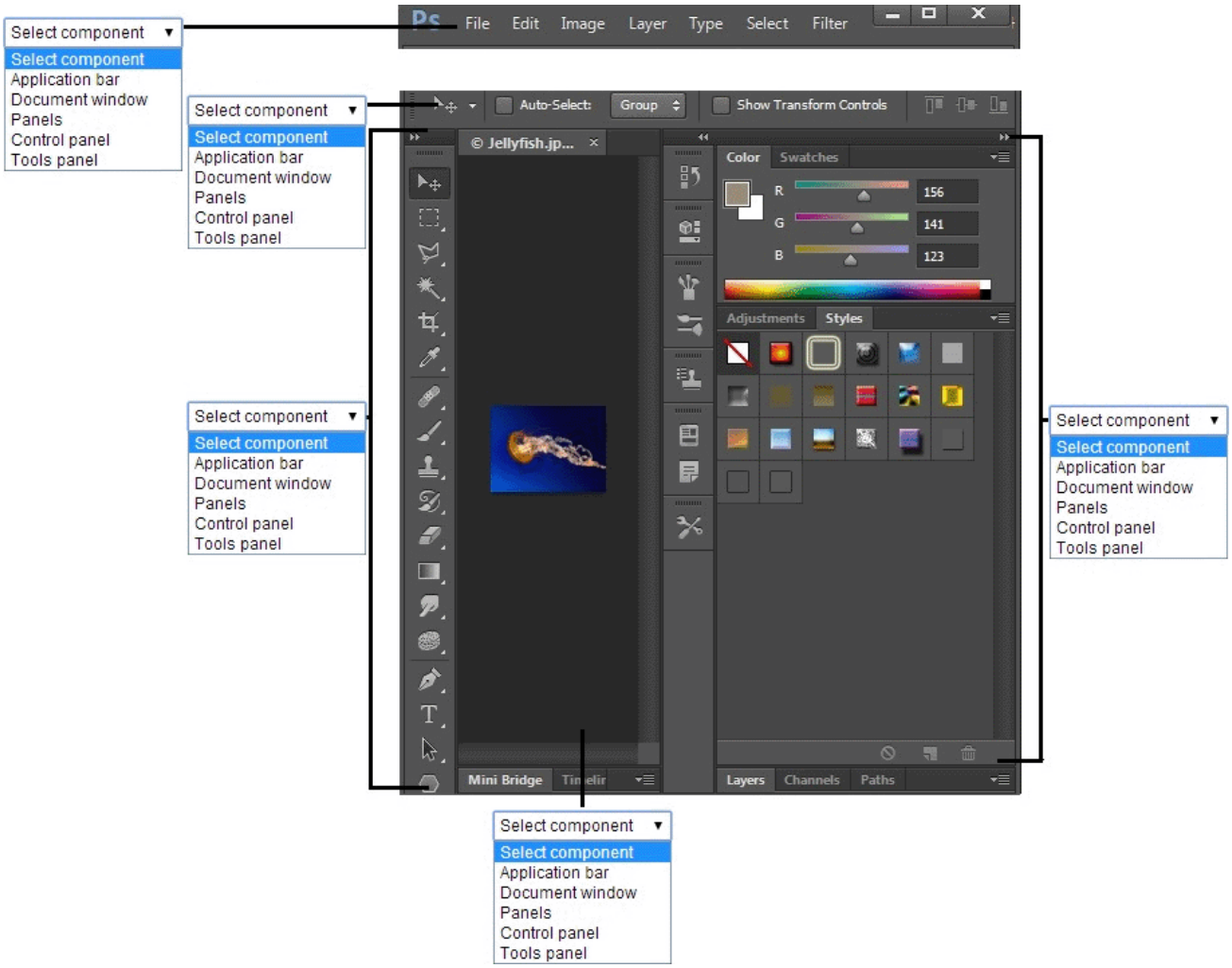
Select component
Select component
Application bar
Document window
Panels
Control panel
Tools panel
File Edit Image Layer Type Select Filter
Auto-Select: Group
Show Transform Controls
© Jellyfish.jp...
Color Swatches
R 156
G 141
B 123
Adjustments Styles
Mini Bridge
Layers Channels Paths

Answer:

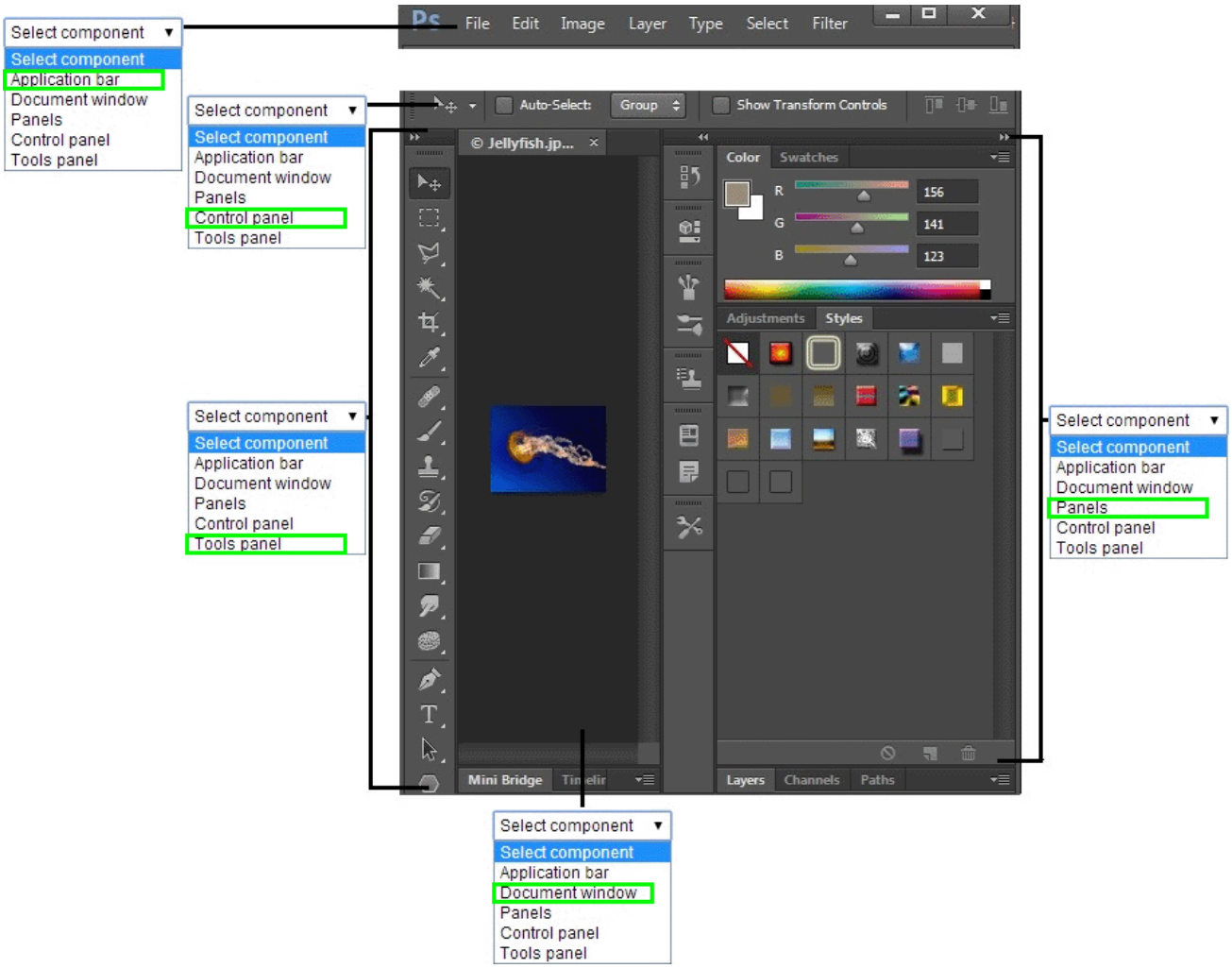

Explanation:

The following are the components of the Photoshop workspace:

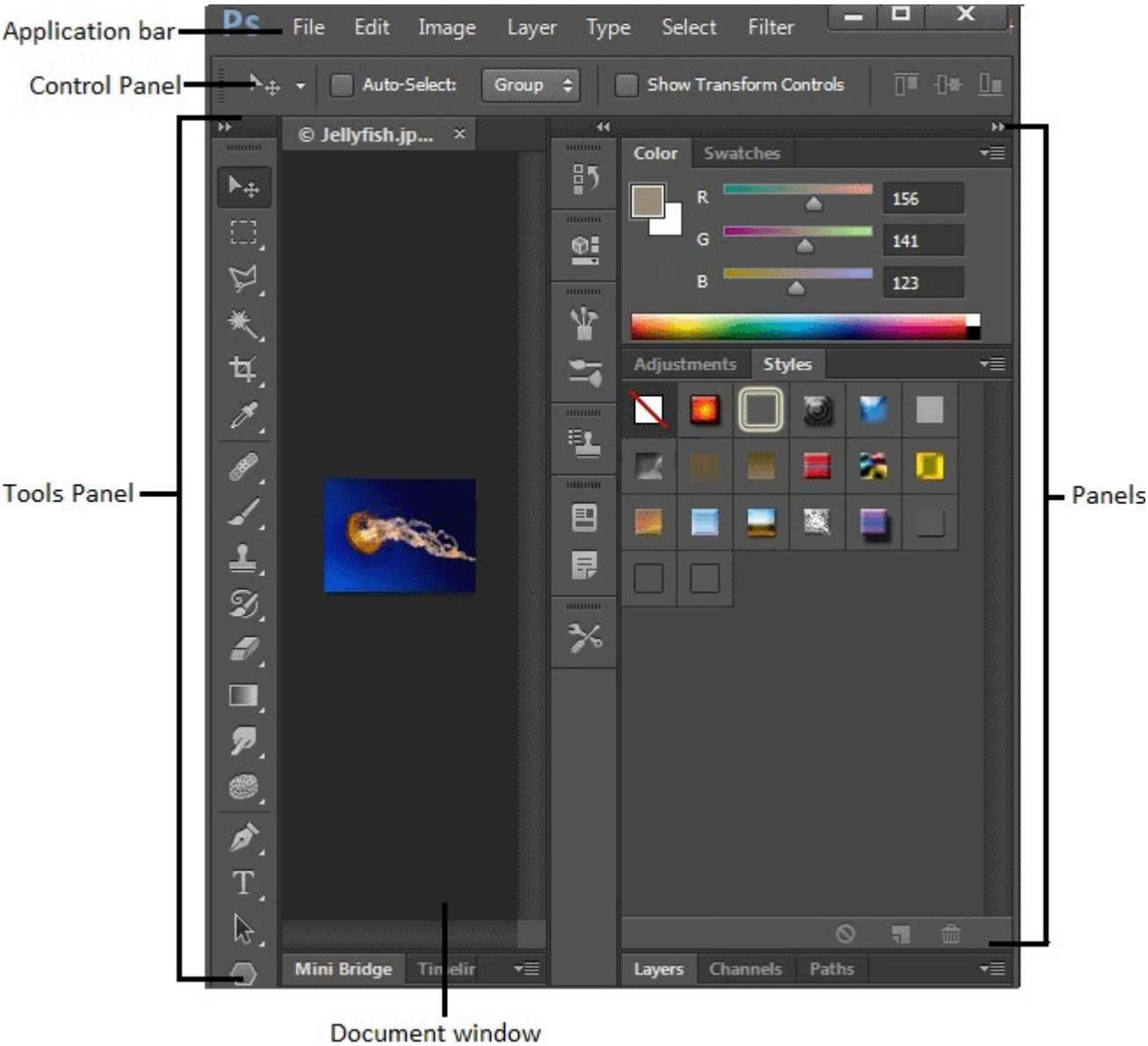

The following table describes the components of the Photoshop workspace:

Components
Descriptions
Application bar
It contains a workspace switcher, menus (Windows only), and other application controls.
Tools panel
It contains tools for creating and editing images, artwork, page elements, and so on.
Control panel
It displays options for the currently selected tool.
Panels
It helps you monitor and modify your work.
Document window
It displays the file you are working on.

9.While working with the Merge To HDR, which of the following tone-mapping methods adjusts the intensity of subtle colors?
A. Color
B. Local Adaptation
C. Toning Curve
D. Edge Glow
Answer: A
Explanation:
Reference: http://help.adobe.com/en_US/photoshop/cs/using/WSfd1234e1c4b69f30ea53e41001031ab64-78eea.html#WSfd1234e1c4b69f30ea53e41001031ab64-78e5a

10.Which of the following options in the Refine Edge dialog box is used to determine the size of the selection border in which edge refinement occurs?
A. Smart Radius
B. Radius
C. View Mode
D. Refine Radius tools
Answer: B
Explanation:
Reference: http://help.adobe.com/en_US/photoshop/cs/using/WSfd1234e1c4b69f30ea53e41001031ab64-76f0a.html#WS9C5407FF-2787-400b-9930-FF44266E9168a

11.HOTSPOT
You work as a graphic designer for WEBDESIGN Inc. You are using the Burn tool in Photoshop CS6. You want to change the light areas in an image. Choose the correct option in the Range menu to accomplish the task.

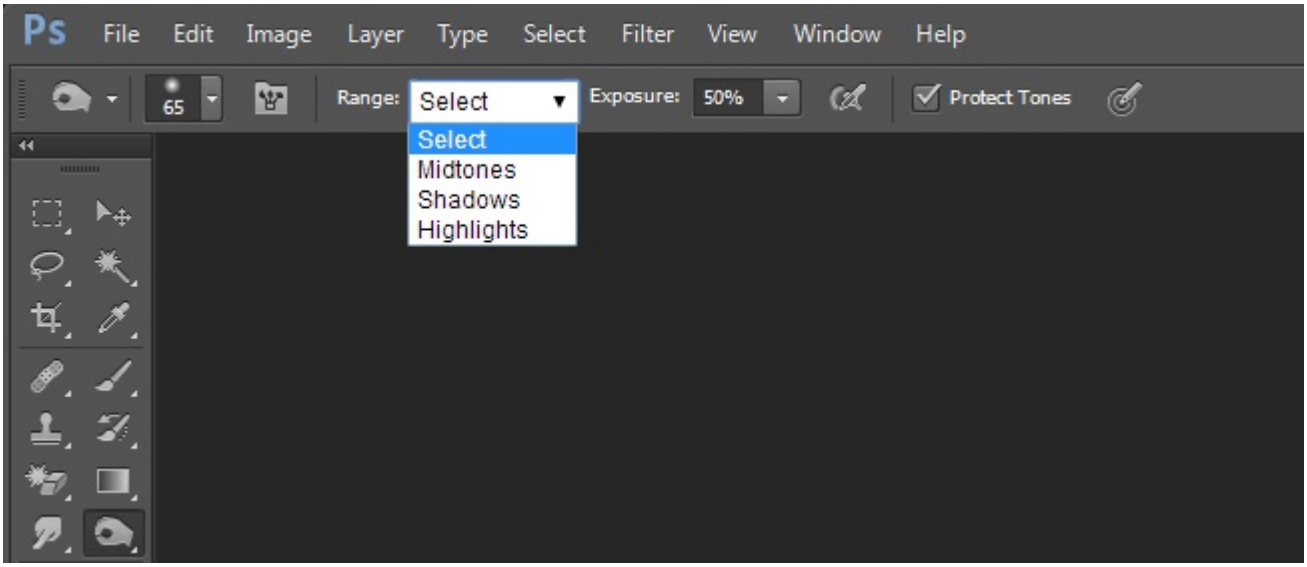

Answer:

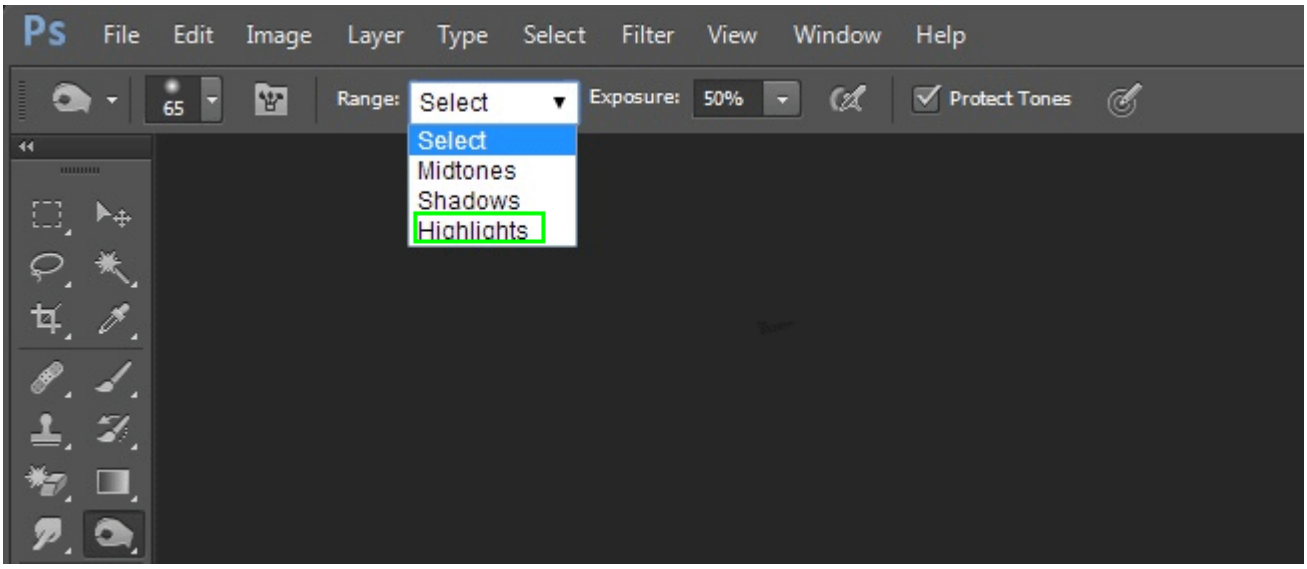

Explanation:

You should choose the Highlights option from the Range menu to change the light areas in the image.

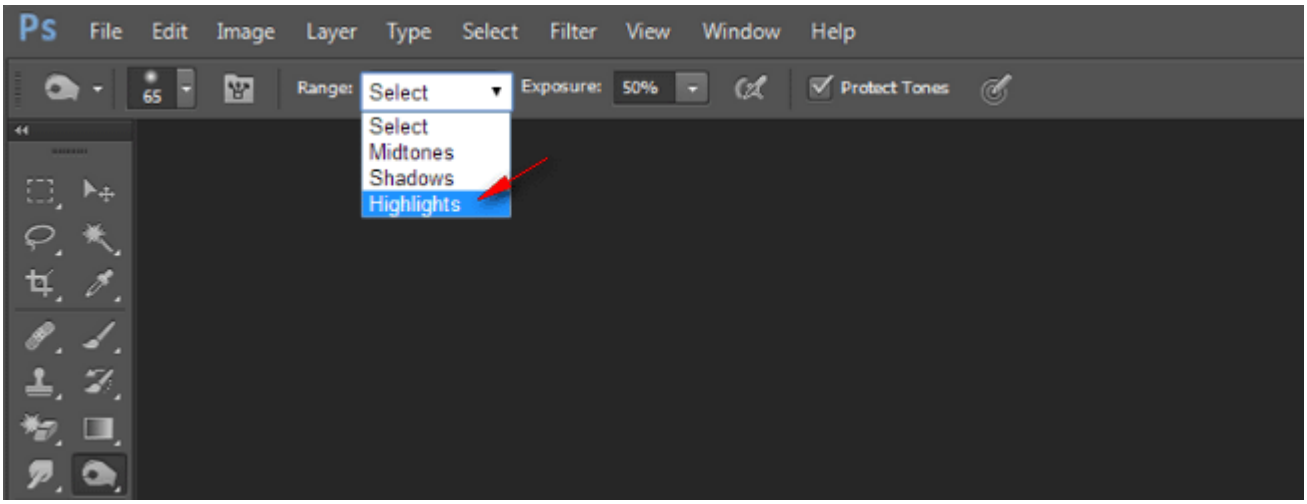

The following table describes the Range menu options:

Options

Descriptions

Midtones

It is used to change the middle range of grays in an image.

Shadows

It is used to change the dark areas in an image.

Highlights

It is used to change the light areas in an image.

12.HOTSPOT

You work as a graphic designer for WEBDESIGN Inc. You want to assemble sets of images into stacks for processing as high dynamic range (HDR) or panoramic composites in Photoshop CS6. Choose the option that you will select to accomplish this task.

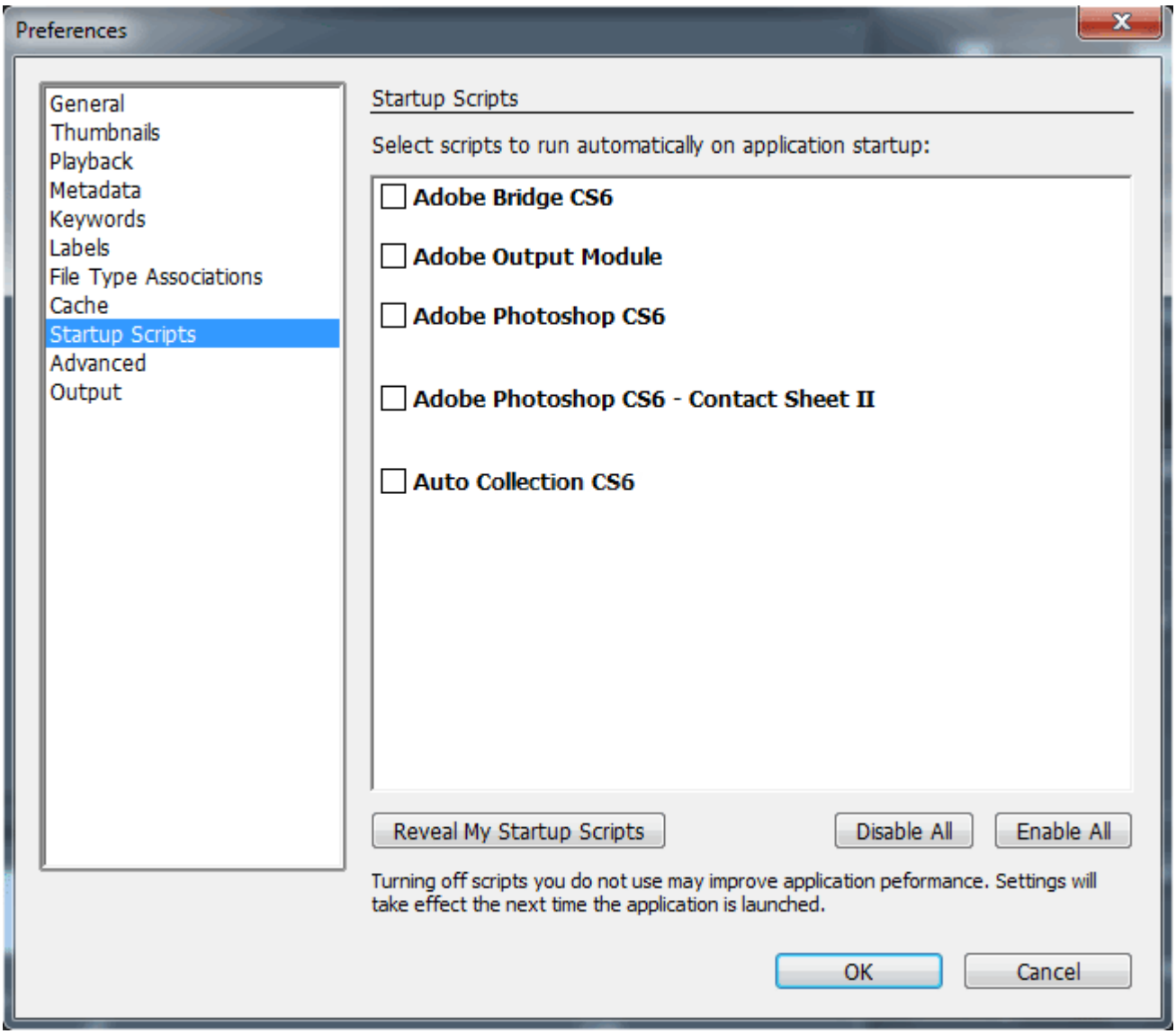
Preferences
General
Thumbnails
Playback
Metadata
Keywords
Labels
File Type Associations
Cache
Startup Scripts
Advanced
Output
Startup Scripts
Select scripts to run automatically on application startup:
Adobe Bridge CS6
Adobe Output Module
Adobe Photoshop CS6
Adobe Photoshop CS6 - Contact Sheet II
Auto Collection CS6
Reveal My Startup Scripts
Disable All
Enable All
Turning off scripts you do not use may improve application peformance. Settings will take effect the next time the application is launched.
OK
Cancel

Answer:

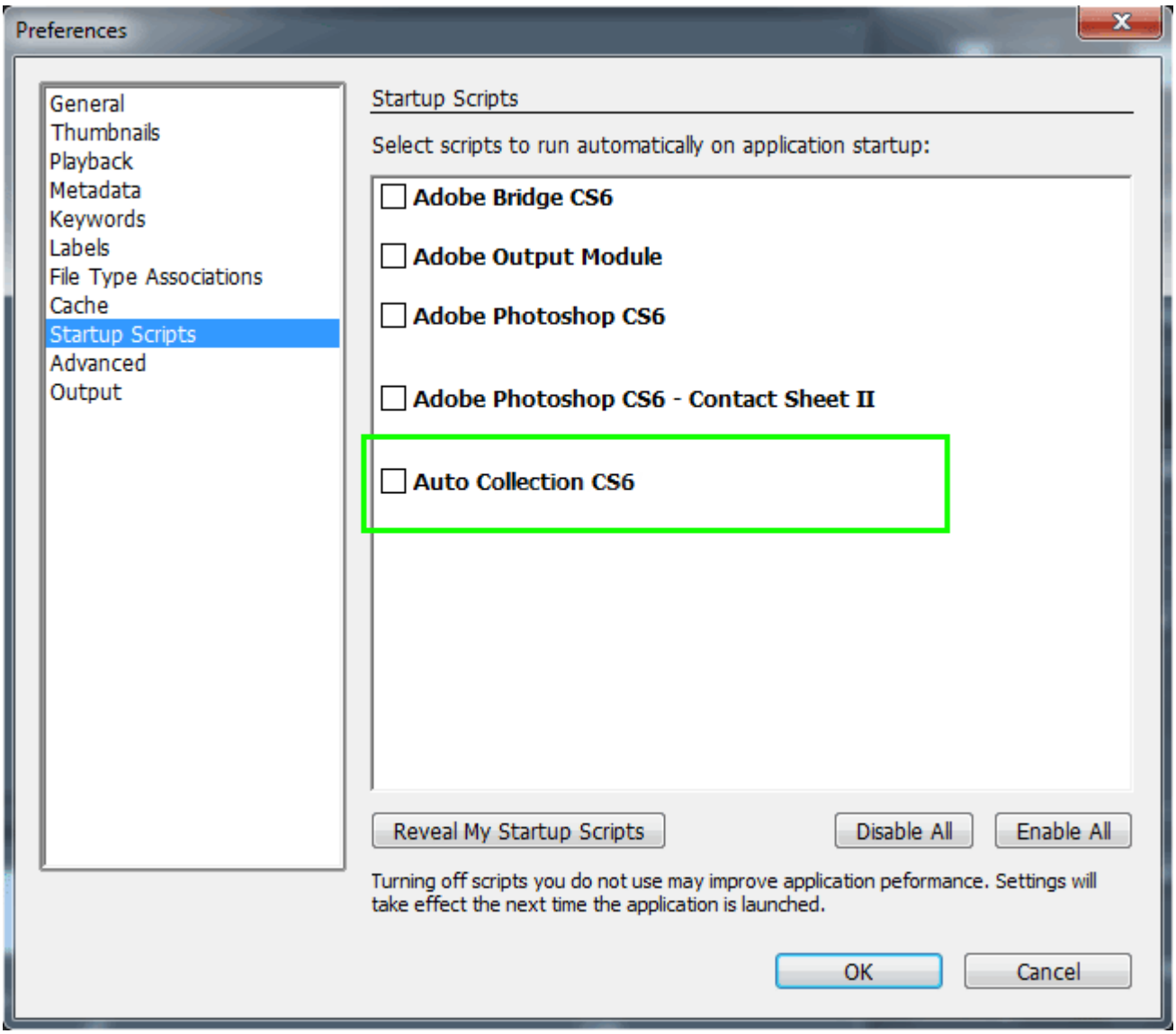

Explanation:

The Auto Collection CS6 script in Adobe Bridge assembles sets of images into stacks for processing as high dynamic range (HDR) or panoramic composites in Photoshop CS6. The script collects images into stacks based on capture time, exposure settings, and image alignment.

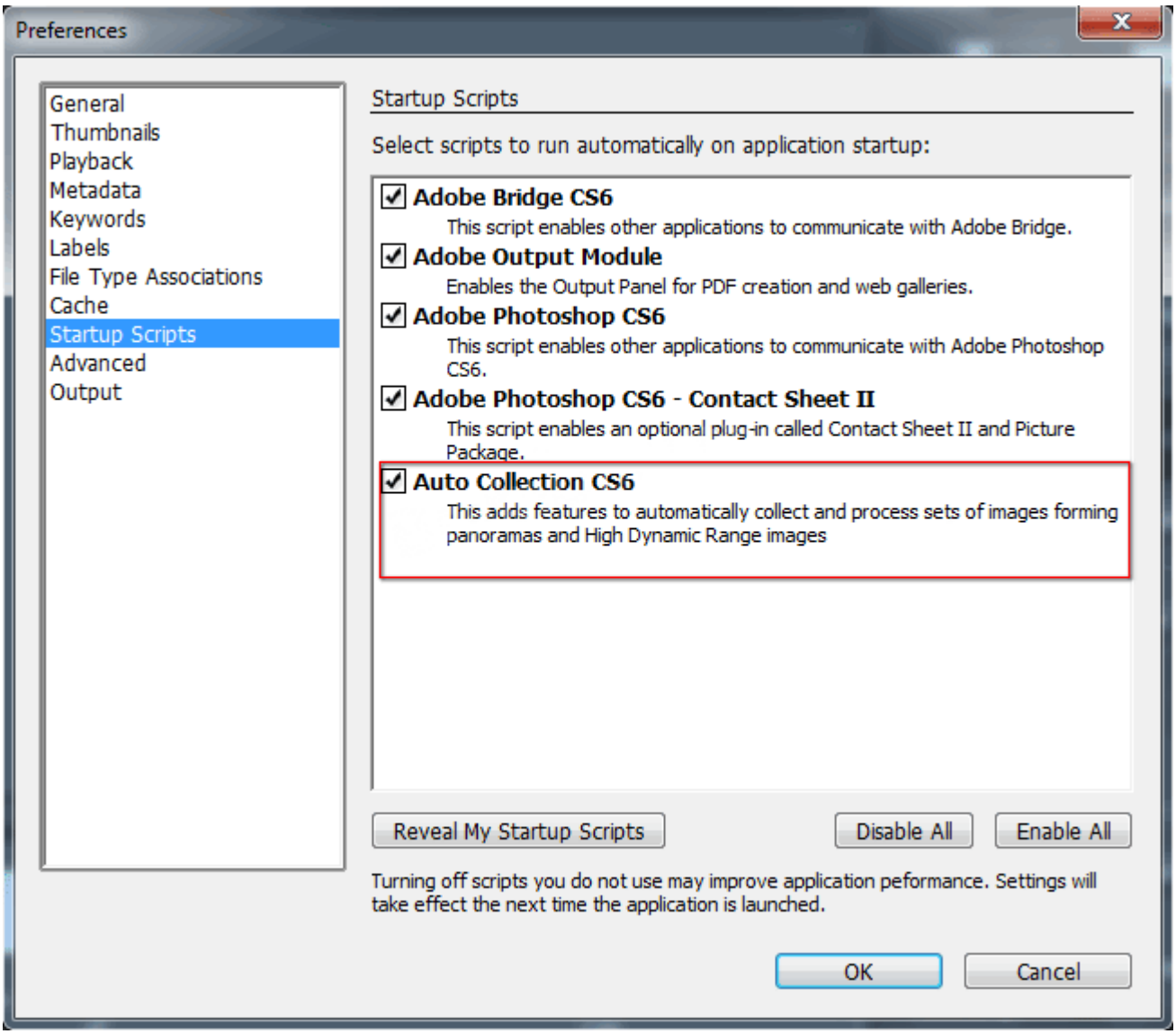

13.Which of the following options in the Timeline panel hides section from the current-time indicator to the end of the layer?

A. Move Layer In Point To Current Time

B. Move Layer End Point To Current Time

C. Trim Layer Start To Current Time

D. Trim Layer End To Current Time

Answer: D

Explanation:

Reference: http://helpx.adobe.com/content/help/en/photoshop/using/editing-video-animation-layers-photoshop.html

14.HOTSPOT

You work as a print designer for WEBDESIGN Inc. You are using the Magic Wand tool in Photoshop CS6. You want to make smoother edge selection. Choose the correct option in the Option bar to accomplish the task.

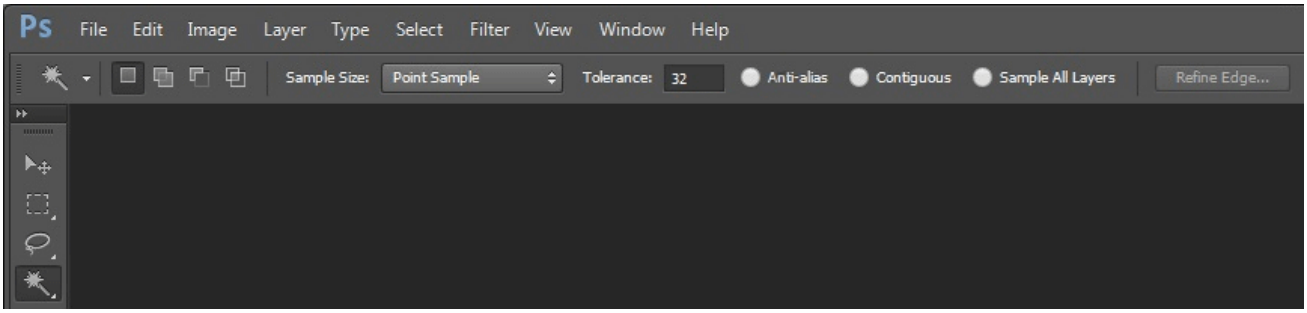

Answer:

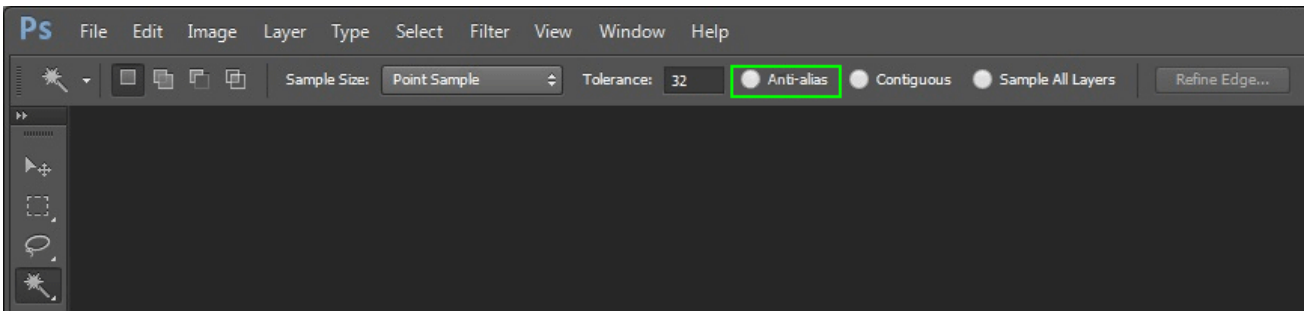

Explanation:

You should choose the Anti-alias option to make smoother edge selection.

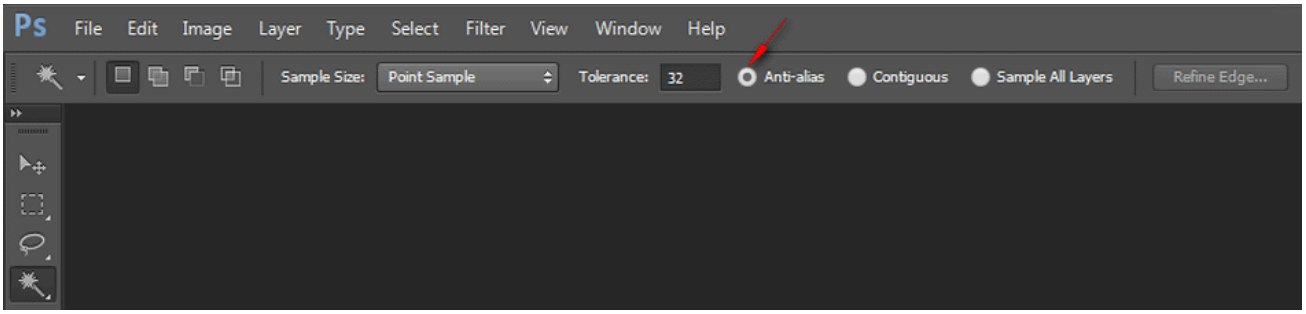

Options

Descriptions

Tolerance

Determines the color range of selected pixels. You should enter a value in pixels, ranging from 0 to 255. A low value selects the few colors very similar to the pixel you click. A higher value selects a broader range of colors.

Anti-alias

It makes smoother edge selection.

Contiguous

Only same color adjacent areas are selected.

Sample All Layers

Selects colors using data from all the visible layers; otherwise, the Magic Wand tool selects colors from the active layer only.

15.While using the Layer Style dialog box, which of the following options is used to add a shadow that falls just inside the edges of the layer's content?

A. Outer Glow

B. Satin
C. Inner Shadow
D. Stroke
Answer: C
Explanation:
Reference: http://help.adobe.com/en_US/photoshop/cs/using/WSfd1234e1c4b69f30ea53e41001031ab64-789ba.html#WS76DA9F39-FFFA-4f3c-AC89-89FD52A84C02a

16.HOTSPOT
You work as a graphic designer for WEBDESIGN Inc. You are adding file information in Photoshop CS6. You want to include additional identifying information about photo content, including rights-related details. Mark the correct tab/option you will use in the File Info dialog box to accomplish this task.

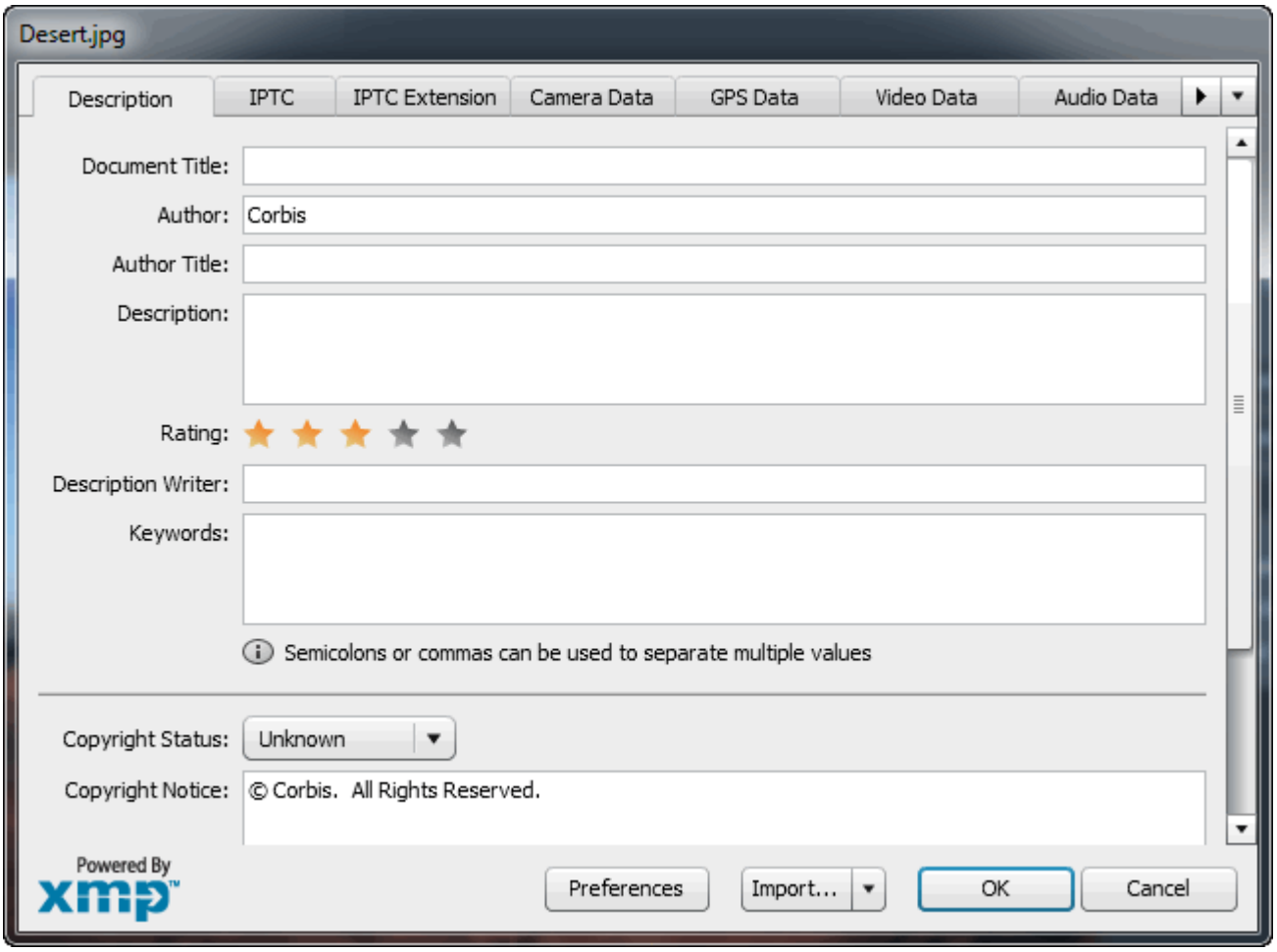

Answer:

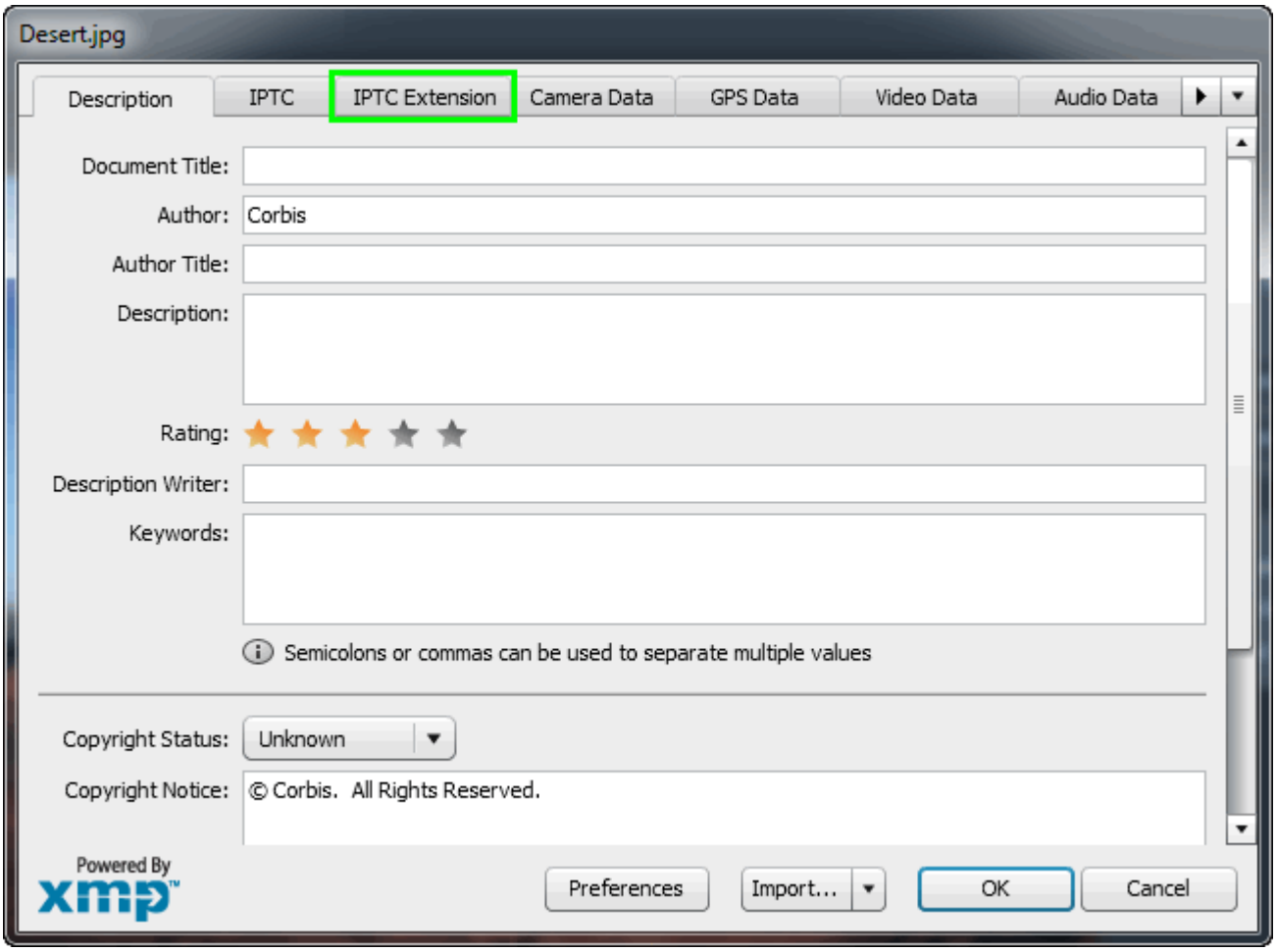

Explanation:

You will use the IPTC Extension tab. IPTC Extension is used to include additional identifying information about photo content, including rights-related details.

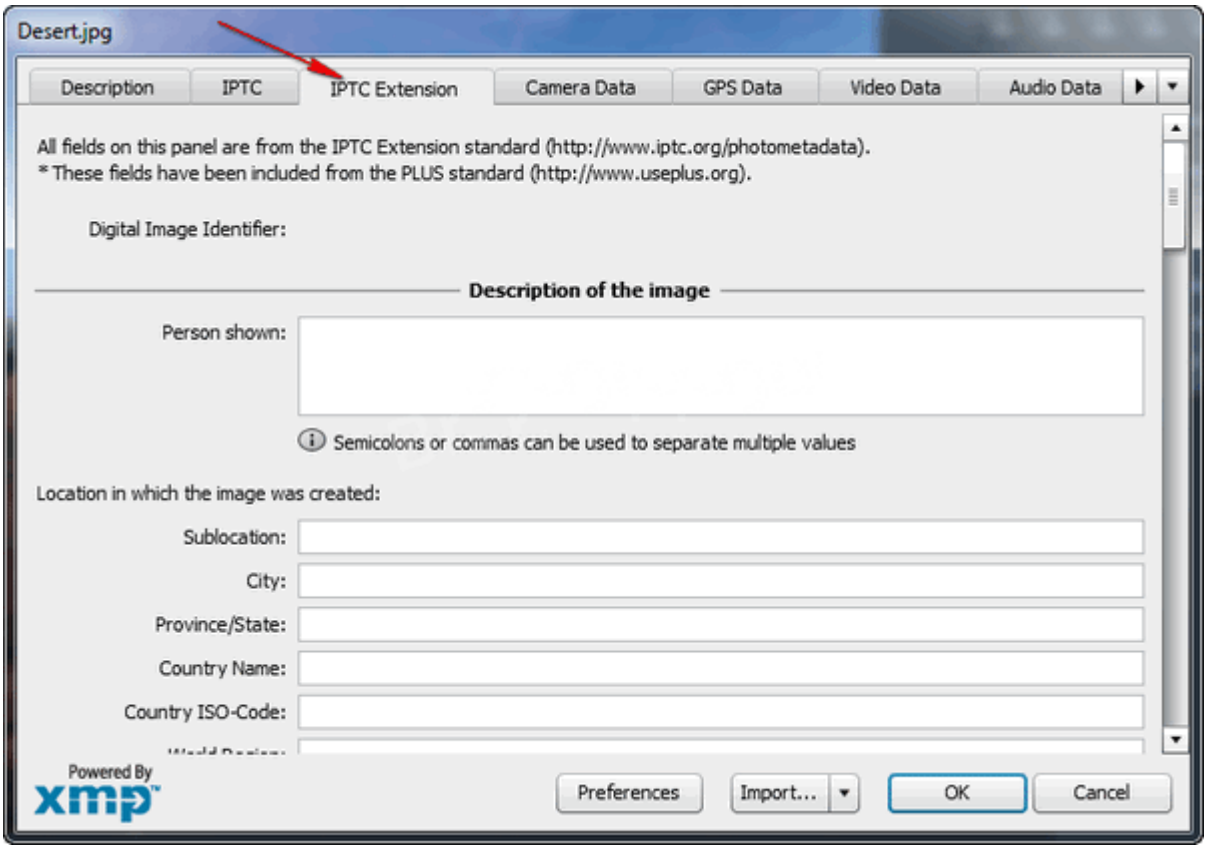

17.DRAG DROP

Match the Swatches color options with their purposes.

Swatches color option	Purpose
1. Paint with black	A. It is used to create a semi-transparent area.
2. Paint with white	B. It is used to deselect areas.
3. Paint with gray or another color	C. It is used to select more of an image.

Answer:

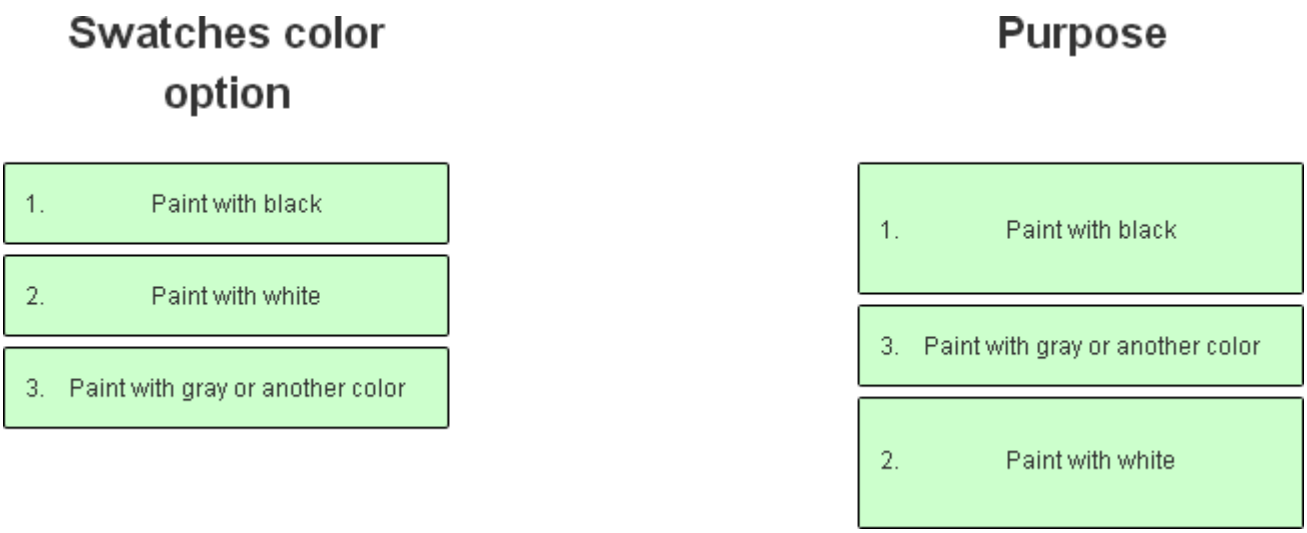

Explanation:

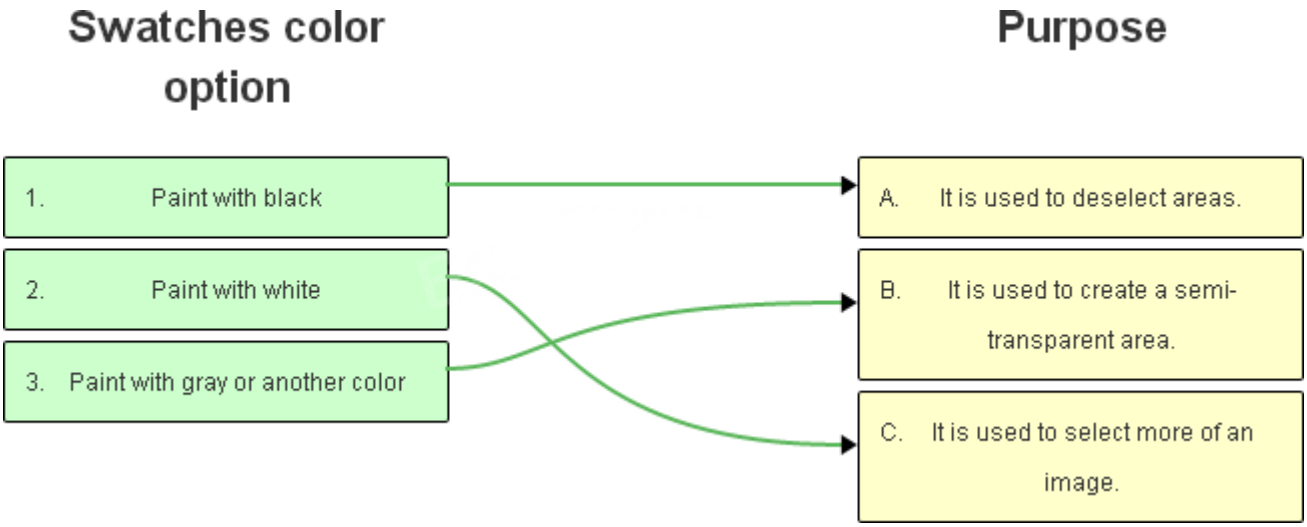

The following table describes the Swatches color options and their purposes:

Options

Purposes

Paint with white

To select more of an image

Paint with black

To deselect areas

Paint with gray or another color

To create a semi-transparent area, useful for feathering or anti-aliased effects

18.Which of the following selection tools snaps to the edges of defined areas in an image?

A. Magnetic Lasso tool

B. Lasso tool

C. Single Row Marquee tool

D. Elliptical Marquee tool

Answer: A

Explanation:

Reference: http://helpx.adobe.com/photoshop/using/selecting-lasso-tools.html

19.Which of the following colors is used to deselect areas while painting in Quick Mask mode?
A. Black
B. Gray
C. Red
D. White
Answer: C
Explanation:
The following table describes about colors in the Quick Mask mode:
Options
Purposes
Paint with white
To select more of an image
Paint with black
To deselect areas
Paint with gray or another color
To create a semi-transparent area, useful for feathering or anti-aliased effects
Reference: http://help.adobe.com/en_US/photoshop/cs/using/WS649373C8-0D0C-4239-A2E2-B11124094BCB.html

20.Which of the following actions should a user take in order to dock a panel group?
A. Drag it by its tab into the dock, at the top, bottom, or in between other panels.
B. Drag it out of the dock by its tab or title bar.
C. Drag it into another dock.
D. Drag it by its title bar into the dock.
Answer: D
Explanation:
In order to dock and undock panels, do the following:
Reference: http://help.adobe.com/en_US/photoshop/cs/using/WSfd1234e1c4b69f30ea53e41001031ab64-750ca.html#WS8599BC5C-3E44-406c-9288-C3B3BBEB5E88