

# IT 认证电子书



质 量 更 高 服 务 更 好

半年免费升级服务

<http://www.itrenzheng.com>

**Exam : DNDNS-200**

**Title : Dell Networking  
Professional Exam**

**Version : DEMO**

1.Refer to the exhibits.

```
C:\Users\Admin>
C:\Users\Admin>ipconfig /all

Windows IP Configuration

    Host Name . . . . . : Campus01-PC7-PC
    Primary Dns Suffix . . . . . :
    Node Type . . . . . : Hybrid
    IP Routing Enabled. . . . . : No
    WINS Proxy Enabled. . . . . : No

Ethernet adapter Wireless LAN:

    Connection-specific DNS Suffix . :
    Description . . . . . : Intel(R) PRO/1000 MT Network Connection #
    2
    Physical Address. . . . . : 00-50-56-A8-08-54
    DHCP Enabled. . . . . : No
    Autoconfiguration Enabled . . . . . : Yes
    Link-local IPv6 Address . . . . . : fe80::e0b4:3e84:262a:1619%13<Preferred>
    IPv4 Address. . . . . : 192.168.20.101<Preferred>
    Subnet Mask . . . . . : 255.255.255.0
    Default Gateway . . . . . : fe80::17:c5ff:fed8:b840%13
    DNS Servers . . . . . : fec0:0:0:ffff::1%1
    : fec0:0:0:ffff::2%1
    : fec0:0:0:ffff::3%1

    NetBIOS over Tcpip. . . . . : Enabled

Ethernet adapter Public LAN:

    Connection-specific DNS Suffix . :
    Description . . . . . : Intel(R) PRO/1000 MT Network Connection
    Physical Address. . . . . : 00-50-56-A8-F4-4A
    DHCP Enabled. . . . . : No
    Autoconfiguration Enabled . . . . . : Yes
    Link-local IPv6 Address . . . . . : fe80::248b:ae27:4a60:c510%11<Preferred>
    IPv4 Address. . . . . : 192.168.13.101<Preferred>
    Subnet Mask . . . . . : 255.255.255.0
    Default Gateway . . . . . :
    DHCPv6 IAID . . . . . : 234901590
    DHCPv6 Client DUID. . . . . : 00-01-00-01-1C-DA-F1-05-00-50-56-A8-F4-4A

    DNS Servers . . . . . : fec0:0:0:ffff::1%1
    : fec0:0:0:ffff::2%1
    : fec0:0:0:ffff::3%1

    NetBIOS over Tcpip. . . . . : Enabled

Tunnel adapter isatap.<D3A78BDE-CDFE-46E0-A987-8C9B434F09AC>:

    Media State . . . . . : Media disconnected
    Connection-specific DNS Suffix . :
    Description . . . . . : Microsoft ISATAP Adapter
    Physical Address. . . . . : 00-00-00-00-00-00-E0
    DHCP Enabled. . . . . : No
    Autoconfiguration Enabled . . . . . : Yes

C:\Users\Admin>
```

```
n4032a#show mac address-table

Aging time is 300 Sec

Vlan      Mac Address          Type          Port
-----
1         000B.866E.A1DC       Dynamic       Te1/0/11
1         000B.866E.A1DD       Dynamic       Te1/0/11
1         0017.C5D8.B840       Dynamic       Te1/0/15
1         001A.1E00.4CC8       Dynamic       Te1/0/13
1         001A.1E00.4CC9       Dynamic       Te1/0/13
1         001A.1E00.4D28       Dynamic       Te1/0/12
1         0217.C5D8.B840       Dynamic       Te1/0/15
1         90B1.1CF4.3518       Dynamic       Te1/1/4
1         90B1.1CF4.35C6       Dynamic       Te1/1/2
1         F8B1.5632.AD83       Dynamic       Te1/0/6
1         F8B1.564D.A082       Dynamic       Te1/0/14
1         F8B1.5654.3E48       Management    Vl1

Total MAC Addresses in use: 12

n4032a#
```

A network engineer has worked with PC support to install a new PC. After correctly configuring the PC's interfaces with valid IP addresses, the PC is not able to ping other devices on the 192.168.13.0/24

network. The output from the PC after executing the command ipconfig /all is below: The network engineer executes the command show mac address-table on the N-series switch to which the PC is connected. The output of the show mac address-table command is below.

What are two reasons that the PC is unable to ping other devices? (Choose two.)

- A. The ARP table is corrupt on the PC and is not allowing the PC to register its MAC address with the switch.
- B. The default gateway needs to be configured for the network 192.168.13.0/24 to ping devices on the 192.168.13.0/24 network.
- C. The switch has not seen traffic from the PC and does not have an entry in the mac address table for the PC.
- D. The switch is not registering MAC addresses in the MAC address table and needs to be reset.
- E. The port on the N-Series switch that the PC is connected to is shut down.

**Answer: AC**

2.The status LED is blinking RED for an N-Series switch.

Which system behavior is indicated?

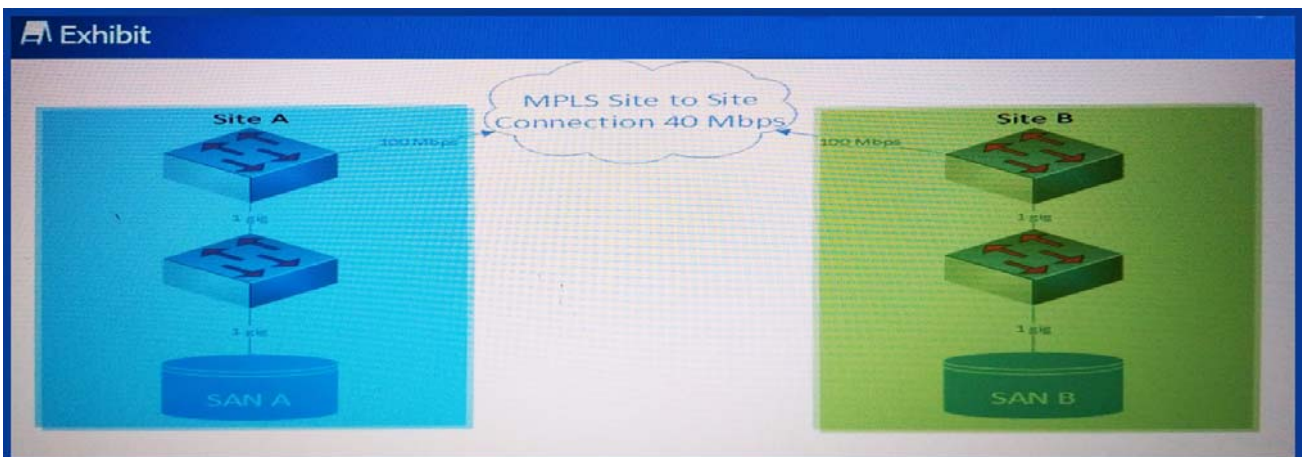
- A. The switch is booting.
- B. A noncritical system error has occurred.
- C. Normal operation is occurring.
- D. A critical system error has occurred.

**Answer: B**

**Explanation:**

References: Dell Networking N-Series N1500, N2000, N3000, and N4000 Switches User's Configuration Guide. Page106.

3.Refer to the exhibit.



A network engineer is called onsite to troubleshoot replication failure and traffic loss. Whenever replication occurs between SAN A and SAN B, users report traffic loss between sites, and replication ultimately fails due to traffic loss.

Based on the topology shown, what is the most likely cause of the traffic loss?

- A. Traffic needs to be policed on the site border routers.
- B. An inbound policy map needs to be defined on the site border that marks the replication traffic with a DSCP value of 46.

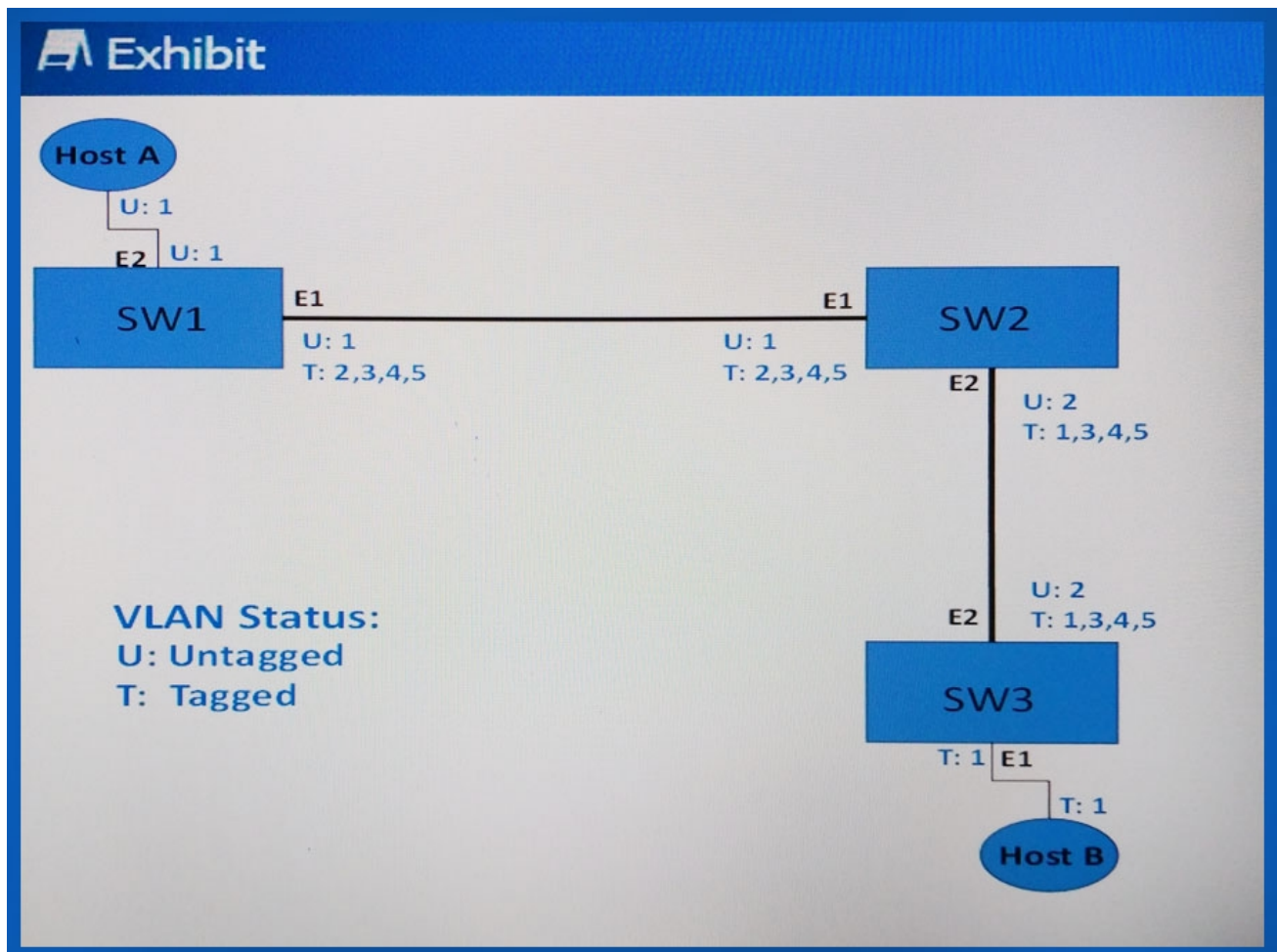
- C. An outbound policy map needs to be defined on the site border that marks the replication traffic with a DSCP value of 46.
- D. Traffic needs to be shaped on the site border routers.

**Answer: C**

**Explanation:**

In Quality of Service, DSCP value 46 is high-priority traffic.

4.Refer to the exhibit of the N-series switches.



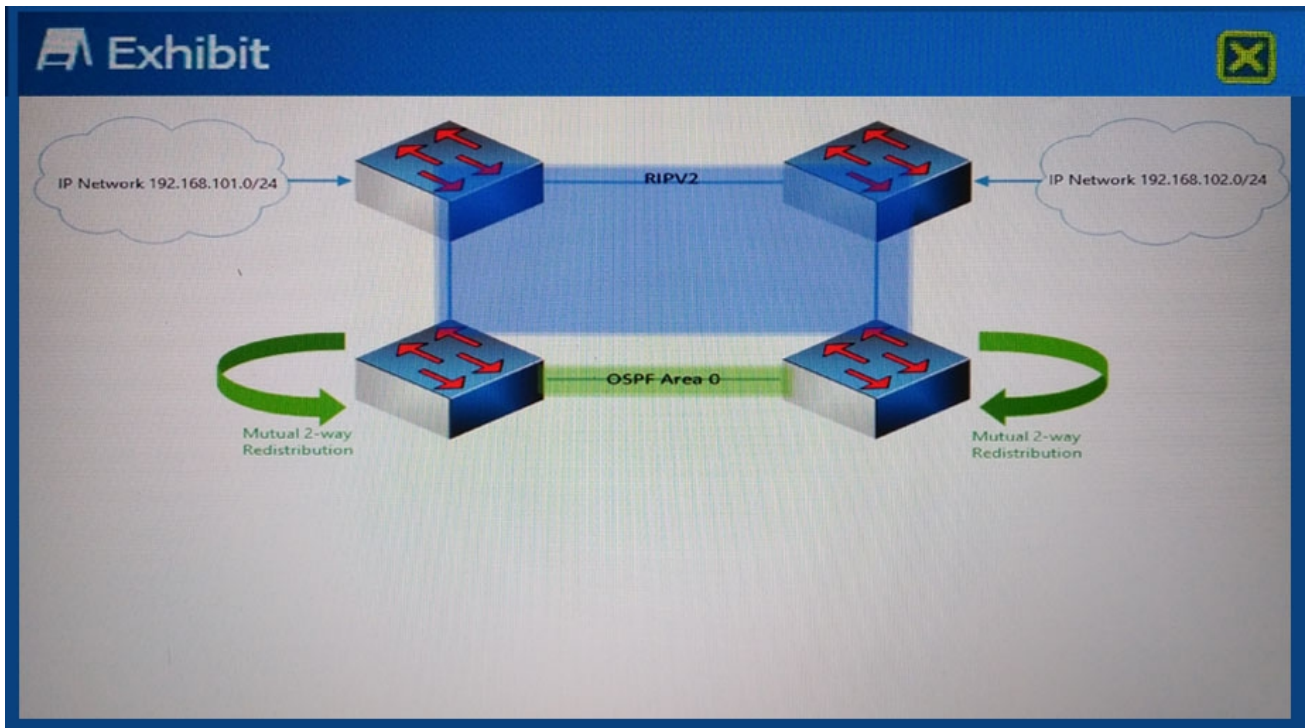
The exhibit shows a Layer 2 network between Host A (a Desktop Computer running Windows 7) and Host B (another Desktop Computer running Windows 7) and the list of VLANs Untagged (U) and Tagged (T) at each Ethernet interface: Host A transmits an Ethernet frame untagged on VLAN 1.

What will happen to the Ethernet frame?

- A. SW2 drops the Ethernet frame when trying to transmit it out of interface E2 because the incoming and outgoing interfaces are Tagging/Untagging VLAN 1 differently.
- B. The Ethernet frame is successfully delivered to Host.
- C. STP drops the Ethernet frame because it cannot create an end-to-end loop free path between the switches for VLAN 1.
- D. VLAN consistency protocol determines that the VLAN is not correctly Tagged/Untagged on all interfaces, an error will occur, and SW1 will drop the frame on interface E2.

**Answer: B**

5.Refer to the exhibit.



Considering the network topology and information shown, what is an issue with end point devices in network 192.168.102.0/24 that try to route to 192.168.101.0/24?

- A. ICMP Redirects
- B. Suboptimal Routing
- C. Routing Loop
- D. Summarization Black Hole

**Answer: C**